

MATERIAL AND FINISH

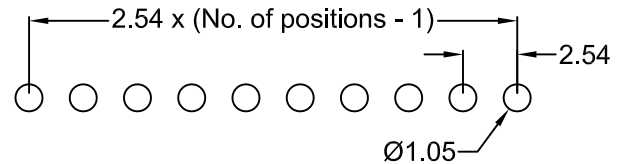
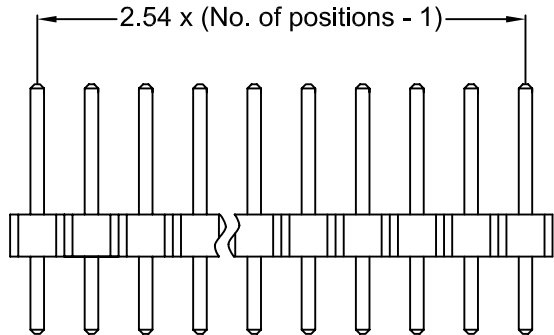
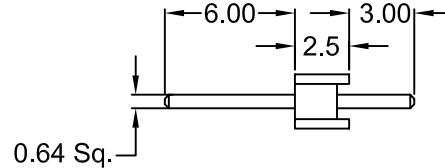
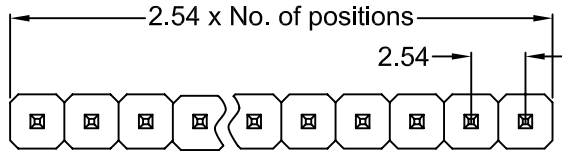
Insulator: PBT, 30% glass fiber, UL 94V-0 rated.
Pin contact: Brass, plating (see table).

ELECTRICAL SPECIFICATIONS:

Rated current: 1A
Insulation resistance: 1000 Mohm @ 500VDC
Dielectric withstanding voltage: 500VAC for one minute
Contact resistance: 30 mohm max @ 100mA DC
Operating temperature: -55°C to +105°C.

NOTES:

Replace XX in part number with number of positions (2~40).



RECOMMENDED
PCB LAYOUT (TOP
VIEW)

REVISIONS	CHNG	CHK	APPR
	TD	PB	
	REVD & UPDATED		
	DATE		
REV	DATE	CHANGE	
A	8/29/01		

P/N	PLATING
TCM-0XX	GOLD FLASH
TCM-0XX -T	TIN
TCM-0XX -1	5 μ" OF GOLD
TCM-0XX -2	10 μ" OF GOLD
TCM-0XX -3	15 μ" OF GOLD
TCM-0XX -4	30 μ" OF GOLD

TOLERANCE UNLESS OTHERWISE SPECIFIED	
X	± 1
X.X	± 0.4
X.XX	± 0.20
DRAWN BY	TD
CHECK BY	JJ
APPR BY	SS
DATE:	09/13/99
DATE:	9/15/99
DATE:	9/15/99

Power Dynamics, Inc.
 Phone: 973 560-0019 Whippany, New Jersey Fax: 973 560-0076

PART 2.54 mm PITCH PIN HEADER; 1~40 PINS
 SINGLE ROW, STRAIGHT PIN

TCM-0XX-X

SIZE: A
 SCALE: NTS

ALL DIMENSIONS FOR REFERENCE ONLY
 DIMENSIONS ARE IN MILLIMETERS

SHEET 1 of 1
 REV: A

6

5

4

3

2

1

MATERIAL AND FINISH

Insulator: PBT, 30% glass fiber, UL 94V-0 rated.

Post: Brass, plating (see chart)

ENVIRONMENTAL:

Operating temperature: -40°C to +85°C

NOTES:

Replace first XX in P/N with number of position.

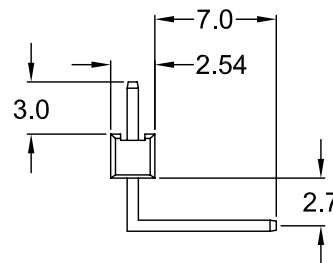
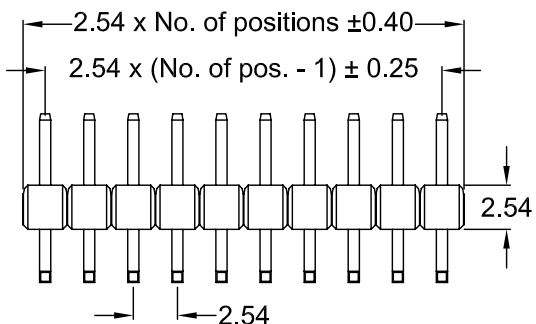
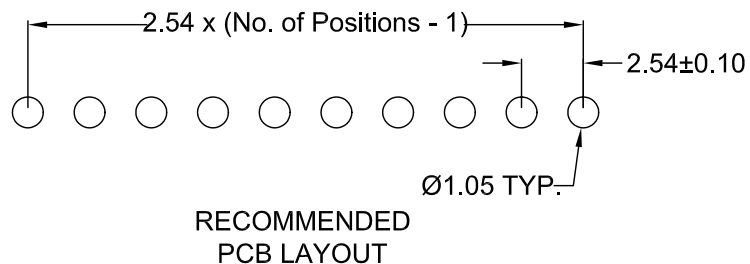
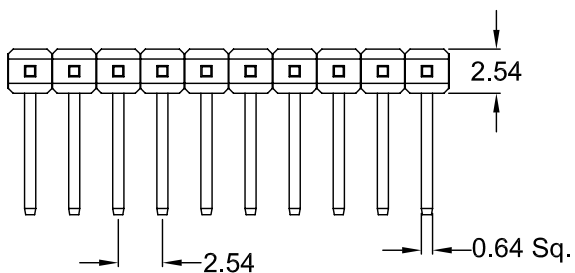
ELECTRICAL SPECIFICATIONS:

Rated current: 3A

Insulation resistance: 1000 Mohm @ 500VDC

Dielectric withstanding voltage: 800VAC for one minute

Contact resistance: 30 mohm max.



REV	DATE	CHANGE	CHNG	CHK	APPR
	A	10/01/01	REVISED&UPDATED	TD	PB
B	12/10/04	2.7 WAS 3.6; 7.0 WAS 6.0	PB		

P/N	PLATING
TRM-0XX	GOLD FLASH
TRM-0XX-T	TIN
TRM-0XX-1	5 μ" OF GOLD
TRM-0XX-2	10 μ" OF GOLD
TRM-0XX-3	15 μ" OF GOLD
TRM-0XX-4	30 μ" OF GOLD

TOLERANCE UNLESS OTHERWISE SPECIFIED	
X	± 1
X.X	± 0.4
X.XX	± 0.20
DRAWN BY	TD
DATE:	09/24/99
CHECK BY	JJ
DATE:	9/24/99
APPR BY	SS
DATE:	9/24/99

Power Dynamics, Inc.
 Phone: 973 560-0019 Whippany, New Jersey Fax: 973 560-0076

PART: 2-40 POSITION SINGLE ROW
 R/A PIN HEADER

PART #: TRM-0XX-X

SIZE: A

SCALE: NTS

SHEET 1 of 1

REV: B

ALL DIMENSIONS FOR REFERENCE ONLY
 DIMENSIONS ARE IN MILLIMETERS

6

5

4

3

2

1