


9 Amps

AEH09R48N

High Efficiency Half Brick



Total Power: 250W
Input Voltages: 48V
No. of Outputs: Single

Electrical Specs

Input

Input Range 36 to 75 VDC
 Input Surge 100V /100ms
 Efficiency 91%@28V Typ

Output

Output Regulation (Line, load, temp) <0.5%
 Ripple 200mV pp max
 Noise 240mV pp max

Remote sense +/-10% of Vo
 Transient Response 25% I_{nom} step from 50%I_{nom}.
 3%Vo max, 500μs (di/dt =0.1A/μs)

Overvoltage Protection 32.2V to 39.2V (Latch)
 Current Limit 9.9A to 12.6A (Auto-recovery)
 Overtemperature Protection Auto-recovery
 Switching Frequency 250kHz

Control

Voltage Adjust 80 to 110%
 Enable Positive & negative enable options

Thermal Derating

The module can deliver up to full power at 50°C ambient, Vin: 48V, with 0.5m/sec forced air.

Special Features

- High efficiency (91% Typical)
- Industry standard package 2.4" x 2.28" x 0.5"
- Remote sense compensation
- Basic insulation
- No load requirement

Environmental

Operating Ambient Temp: -40°C to +70°C
 Overtemperature protection
 MTBF: 2 million hours

Safety

UL, CSA, TUV

AMERICA

5810 Van Allen Way
 Carlsbad, CA 92008
 Telephone: 760-930-4600
 Facsimile: 760-930-0698

EUROPE

Astec House, Waterfront Business Park
 Merry Hill, Dudley
 West Midlands, DY5 1LX, UK
 Telephone: 44 (1384) 842-211
 Facsimile: 44 (1384) 843-355

ASIA

Units 2111-2116, Level 21
 Tower 1, Metroplaza
 223, Hing Fong Road
 Fwai Fong, New Territories
 Hong Kong
 Telephone: 852-2437-9662
 Facsimile: 852-2402-4426



AEH09R48N

Ordering Information

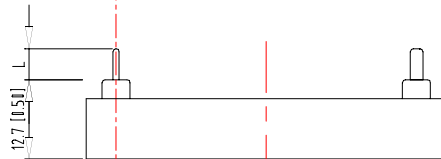
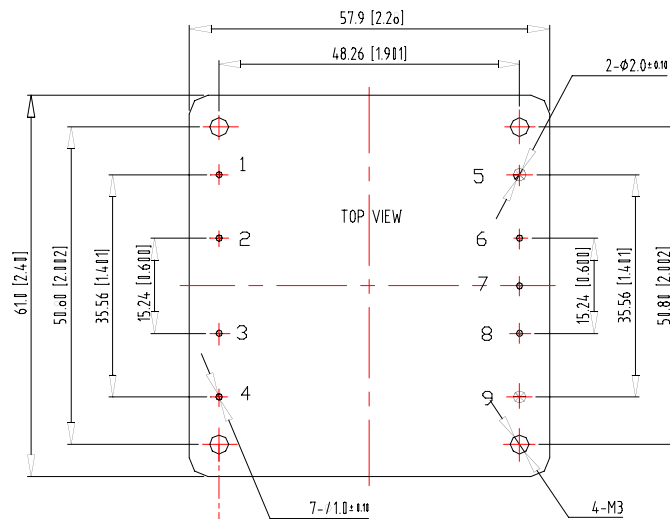
Input Voltage	Output Voltage	Output Current	Efficiency	Model Number
48V	28V	9A	91% Typ	AEH09R48N

NOTES: "N" = Negative logic enable (without "N" = Positive logic enable)

Pin Assignments

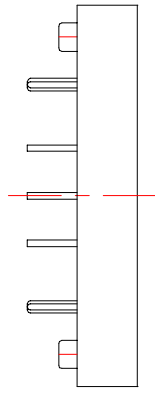
Single Output

1. +Vin
2. CNT
3. Case
4. -Vin
5. +Vo
6. + Sense
7. Trim
8. - Sense
9. -Vo



L: Pin length optional, dependent on the device code suffix. 6: 3.8mm, 8: 2.8mm, 7: 5.8mm. Default: 5mm.

TOLERANCES : X.Xmm=+/-0.5mm
 X.XXmm=+/-0.25mm



Notes:

1. All specifications subject to change without notice. Mechanical drawings are for reference only.
2. Technical Reference Notes should be consulted for detailed information when available.