

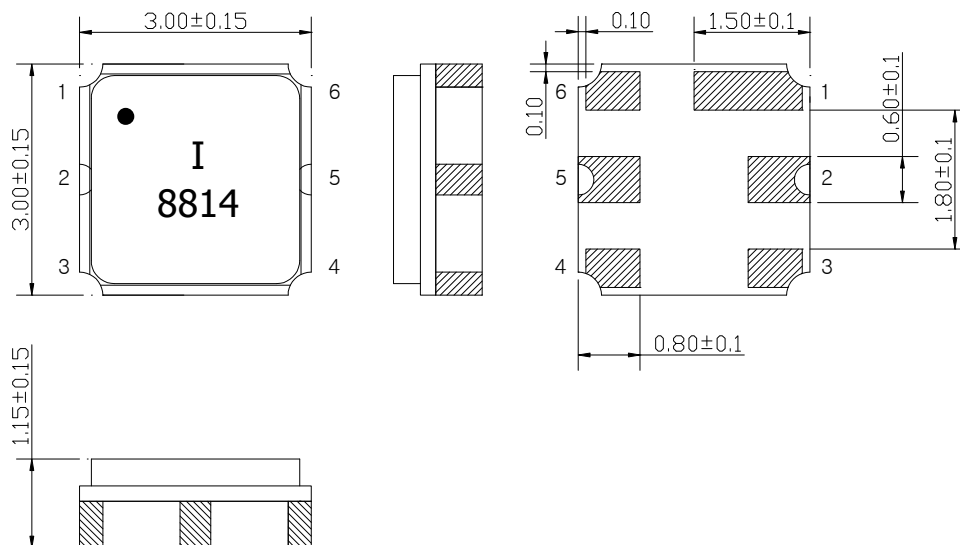
# SAW Bandpass Filter F8814



## Features

- CDMA applications
- Usable bandwidth of 25 MHz
- No impedance matching require for operation at 50 Ω
- Ceramic Surface Mounted Device Package ( 3.0 mm \* 3.0 mm )
- Single-ended Operation
- RoHS Compliant

## Package Dimensions



Dimensions shown are nominal in millimeters

Body :  $\text{Al}_2\text{O}_3$  Ceramic

Lid : Kovar, Ni Plated

Terminations : Au plating 0.3 ~ 1.0 um, Over a 1.27 ~ 8.89 um  
Ni Plating

Pin Configurations	
2	Input
5	Output
1, 3, 4, 6	Case ground

## Maximum Ratings

Parameters	Unit	Minimum	Typical	Maximum
Operating Temperature Range	℃	-30	25	85
Storage Temperature Range	℃	-40	-	85
Power Handling Capability	dBm	-	-	-

Electrostatics Sensitive Device (ESD)

	<b>ITF Co., Ltd.</b> 102-901, Bucheon Technopark 364, Samjeong-Dong, Ojeong-Gu, Bucheon-City, Gyeonggi-Do, Korea 421-809	Part No.	F8814	
		Rev. Date	2007-05-29	
		Rev.	NF7009-AS01	1/7

# SAW Bandpass Filter F8814




## Specifications

	Minimum	Typical	Maximum	Unit
Center Frequency ( Fc )	-	881.5	-	MHz
Insertion Loss (In Fc +/- 12.5 MHz)	-	1.77	3.0	dB
Amplitude Ripple (In Fc +/- 12.5 MHz)	-	0.67	1.3	dBp-p
VSWR (In Fc +/- 12.5 MHz)	-	1.7	2.5	
Relative Attenuation				
DC ~ 779.0 MHz	45.0	51.0		
779.0 MHz ~ 849.0 MHz	40.0	44.0	-	
914.0 MHz ~ 951.0 MHz	23.0	29.0	-	dB
951.0 MHz ~ 981.0 MHz	40.0	53.0	-	
981.0 MHz ~ 1049.0 MHz	50.0	61.0	-	
1049.0 MHz ~ 2000.0 MHz	40.0	44.0		
Temperature Range (Operational)	-30	25	85	°C
Input RF Power (In Fc +/- 12.5 MHz)	-	10	-	dBm
Input/Output Impedance		50		Ohms

### Notes :

- 1) All specifications are based on the matching schematic shown below, measured by Agilent Network analyzer and full 2 port calibration.
- 2) Electrical margin has been built into the design to account for the variations due to temperature drift and manufacturing tolerances
- 3) All attenuation measurements are measured relative to insertion loss

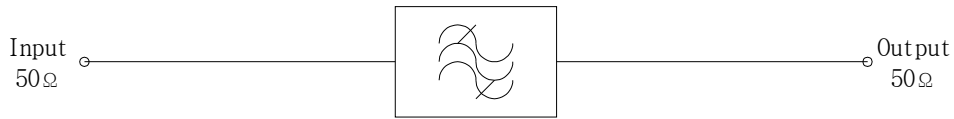
	<b>ITF Co., Ltd.</b> 102-901, Bucheon Technopark 364, Samjeong-Dong, Ojeong-Gu, Bucheon-City, Gyeonggi-Do, Korea 421-809	Part No.	F8814	
		Rev. Date	2007-05-29	
		Rev.	NF7009-AS01	2/7

# SAW Bandpass Filter F8814



## Matching Schematic

( Actual matching values may vary due to PCB layout and parasitics )




## Marking Configuration

●<sup>1)</sup>  
I<sup>2)</sup>  
8814<sup>3)</sup>

- 1) Pad Number 1 Index
- 2) Manufacturer name
- 3) Marking Number

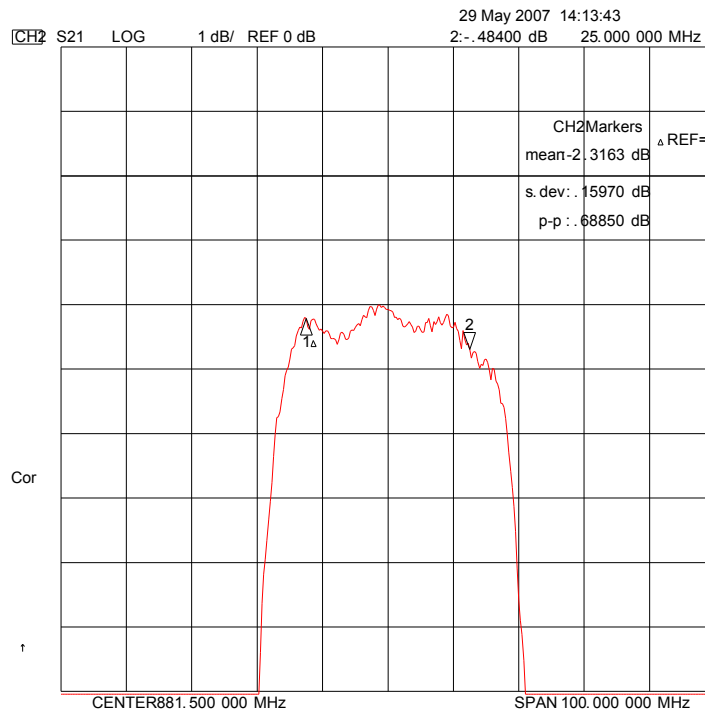
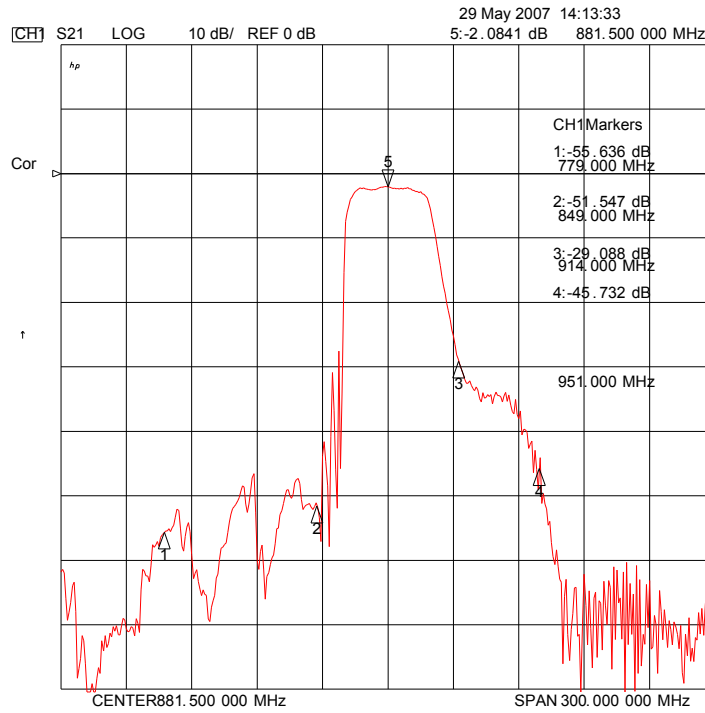
\* Ink or Laser Marking available


	<b>ITF Co., Ltd.</b> 102-901, Bucheon Technopark 364, Samjeong-Dong, Ojeong-Gu, Bucheon-City, Gyeonggi-Do, Korea 421-809	Part No.	F8814	
		Rev. Date	2007-05-29	
		Rev.	NF7009-AS01	3/7

# SAW Bandpass Filter F8814



## Typical Performance ( at 25°C )

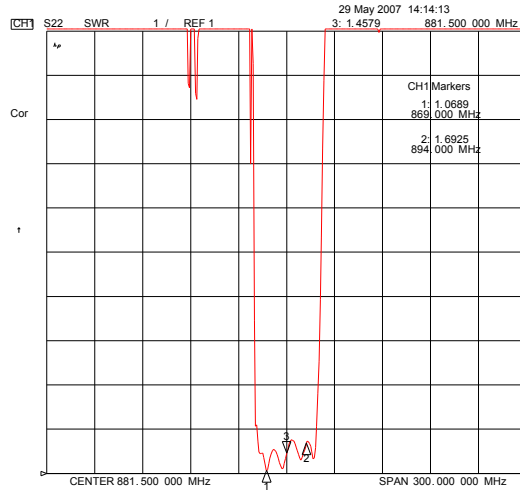
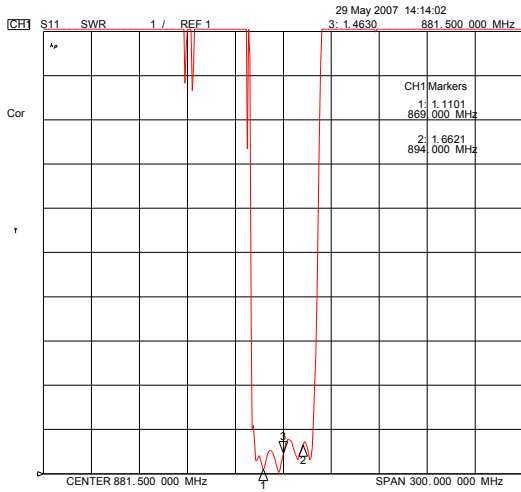


	<b>ITF Co., Ltd.</b> 102-901, Bucheon Technopark 364, Samjeong-Dong, Ojeong-Gu, Bucheon-City, Gyeonggi-Do, Korea 421-809	Part No.	F8814	
		Rev. Date	2007-05-29	
		Rev.	NF7009-AS01	4/7

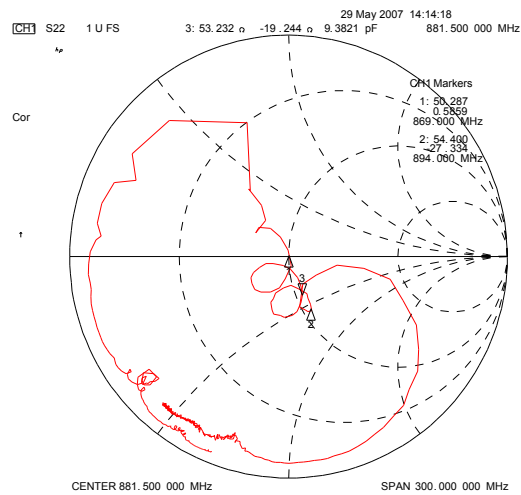
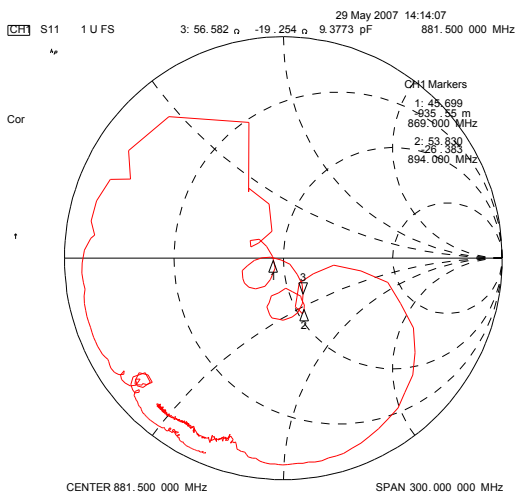
# SAW Bandpass Filter F8814




## Input / Output VSWR Charts



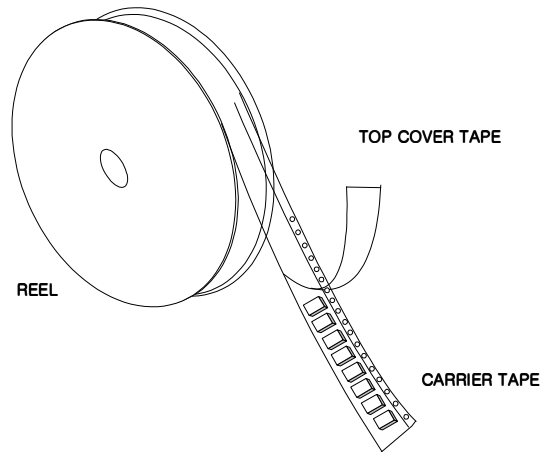
## Input / Output Smith Charts



	<b>ITF Co., Ltd.</b> 102-901, Bucheon Technopark 364, Samjeong-Dong, Ojeong-Gu, Bucheon-City, Gyeonggi-Do, Korea 421-809	Part No.	F8814	
		Rev. Date	2007-05-29	
		Rev.	NF7009-AS01	5/7

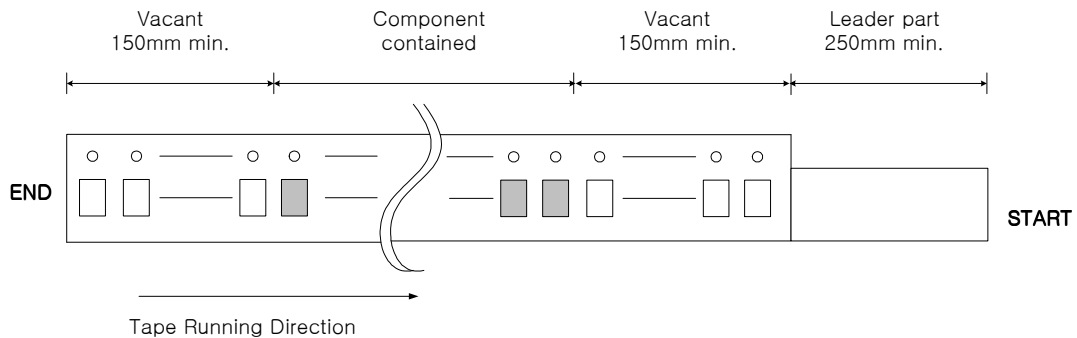
## Packing Specification

1. Reeling Quantity : 3000 pcs / 13" reel ( or 1000 pcs / 7" reel )
2. Taping Structure : The tape shall be wound around the reel in the direction shown below.



## Tape Specification

1. Leader part and vacant position specification

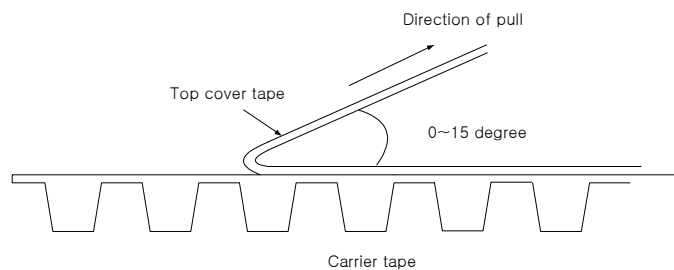


2. Tensile strength of carrier tape

4.4N/mm width

3. Top cover tape adhesion

- 1) pull off angle : 0~15°
- 2) speed : 300mm/min
- 3) force : 20~70g

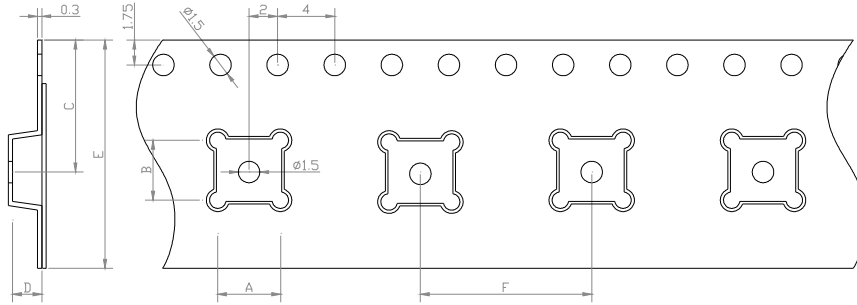


	<b>ITF Co., Ltd.</b> 102-901, Bucheon Technopark 364, Samjeong-Dong, Ojeong-Gu, Bucheon-City, Gyeonggi-Do, Korea 421-809	Part No.	F8814	
		Rev. Date	2007-05-29	
		Rev.	NF7009-AS01	6/7

# SAW Bandpass Filter F8814

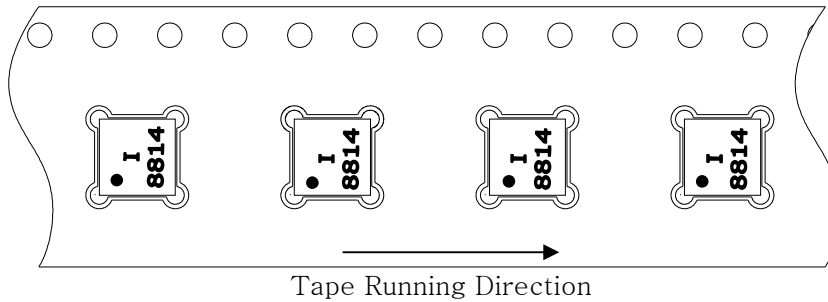


## Carrier Tape Dimensions [unit : mm]

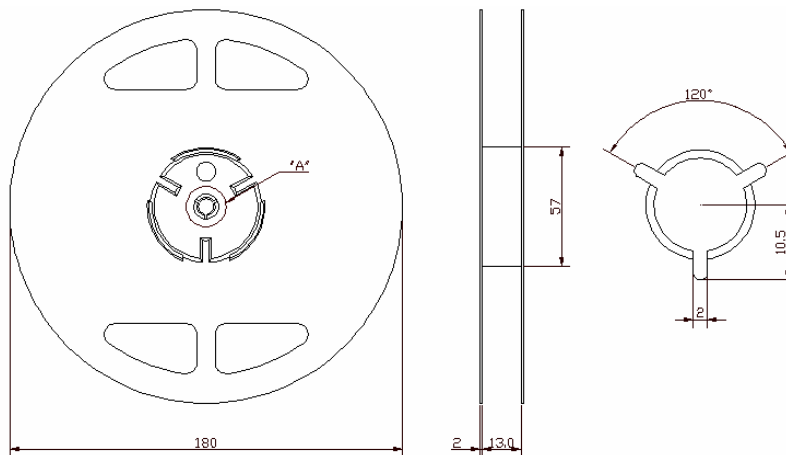


A	3.40 ± 0.1
B	3.40 ± 0.1
C	7.25 ± 0.1
D	1.70 ± 0.1
E	12.00 ± 0.1
F	8.00 ± 0.1

## Part Direction



## Reel Dimensions [unit : mm]



**ITF Co., Ltd.**  
 102-901, Bucheon Technopark 364,  
 Samjeong-Dong, Ojeong-Gu, Bucheon-City,  
 Gyeonggi-Do, Korea 421-809

Part No.

F8814

Rev. Date

2007-05-29

Rev.

NF7009-AS01

7/7