



MMCX Plug Connector Solder Attachment Thru Hole PCB, .100 inch x .031 inch Hole Spacing

TECHNICAL DATA SHEET

PE4905

MMCX Plug Connector Solder Attachment Thru Hole PCB, .100 inch x .031 inch Hole Spacing

Configuration

| | |
|--|-----------|
| Connector | MMCX Plug |
| Connector Interface Type | Thru Hole |
| Cable Attachment Method (Shield/Contact) | Solder |
| Body Style | Straight |

Electrical Specifications

| | |
|-----------------|----|
| Impedance, Ohms | 50 |
|-----------------|----|

Mechanical Specifications

Size

| | |
|---------------------|--------------|
| Length, in [mm] | 0.3 [7.62] |
| Width/Dia., in [mm] | 0.136 [3.45] |
| Height, in [mm] | 0.136 [3.45] |
| Weight, lbs [g] | 0.002 [0.91] |

Connector

| | |
|------------------------------|-------------|
| Type | MMCX Plug |
| Contact Material and Plating | Gold |
| Body Material and Plating | Brass, Gold |
| Dielectric Type | PTFE |

Compliance Certifications (visit www.Pasternack.com for current document)

| | |
|----------------|-----|
| RoHS Compliant | Yes |
|----------------|-----|

Plotted and Other Data

| | |
|--------|----------------------------|
| Notes: | Values at 25 °C, sea level |
|--------|----------------------------|

MMCX Plug Connector Solder Attachment Thru Hole PCB, .100 inch x .031 inch Hole Spacing from Pasternack Enterprises has same day shipment for domestic and International orders. Our RF, microwave and fiber optic products maintain a 99% availability and are part of the broadest selection in the industry.

Click the following link (or enter part number in "SEARCH" on website) to obtain additional part information including price, inventory and certifications: [MMCX Plug Connector Solder Attachment Thru Hole PCB, .100 inch x .031 inch Hole Spacing PE4905](http://www.pasternack.com/mmcx-plug-standard-thru-hole-pcb-connector-pe4905-p.asp)

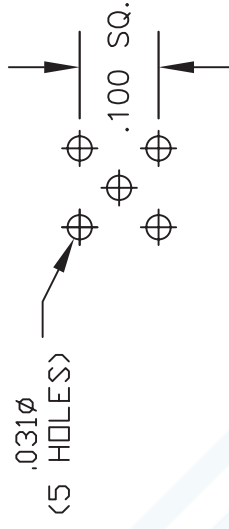
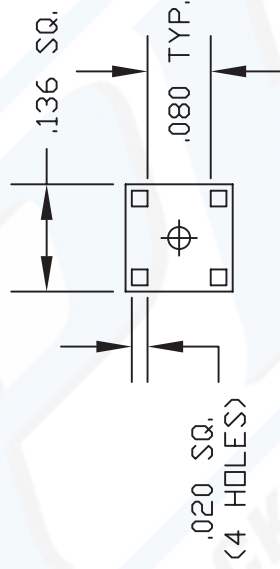
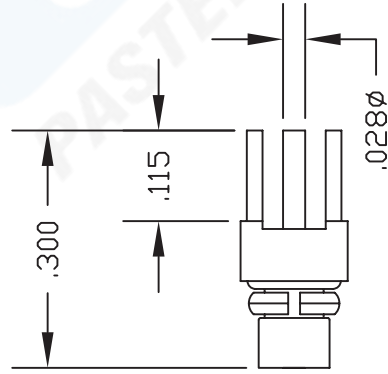
URL: <http://www.pasternack.com/mmcx-plug-standard-thru-hole-pcb-connector-pe4905-p.asp>

The information contained in this document is accurate to the best of our knowledge and representative of the part described herein. It may be necessary to make modifications to the part and/or the documentation of the part, in order to implement improvements. Pasternack reserves the right to make such changes as required. Unless otherwise stated, all specifications are nominal.



MATERIALS

| | |
|-----------|-------------------|
| BODY | BRASS GOLD PLATED |
| CONTACT | GOLD PLATED |
| INSULATOR | PTFE |
| | |



MOUNTING HOLES



PASTERMACK ENTERPRISES, INC.
 P O BOX 16759, IRVINE, CA 92623
 PHONE (949) 261-1920 FAX (949) 261-7451
 WEB ADDRESS: www.pasternack.com
 E-MAIL ADDRESS: sales@pasternack.com
COAXIAL & FIBER OPTICS

| | | | |
|---------------|----------------|-----------------------------|--------|
| DWG TITLE | | DES. | |
| PE4905 | | MMCX STRAIGHT PLUG PC MOUNT | |
| SIZE A | FSCM NO. 53919 | CAD FILE | 062303 |
| | | SCALE | N/A |
| | | | 127 |

NOTES:

1. UNLESS OTHERWISE SPECIFIED ALL DIMENSIONS ARE NOMINAL.
2. ALL SPECIFICATIONS ARE SUBJECT TO CHANGE WITHOUT NOTICE AT ANY TIME.