

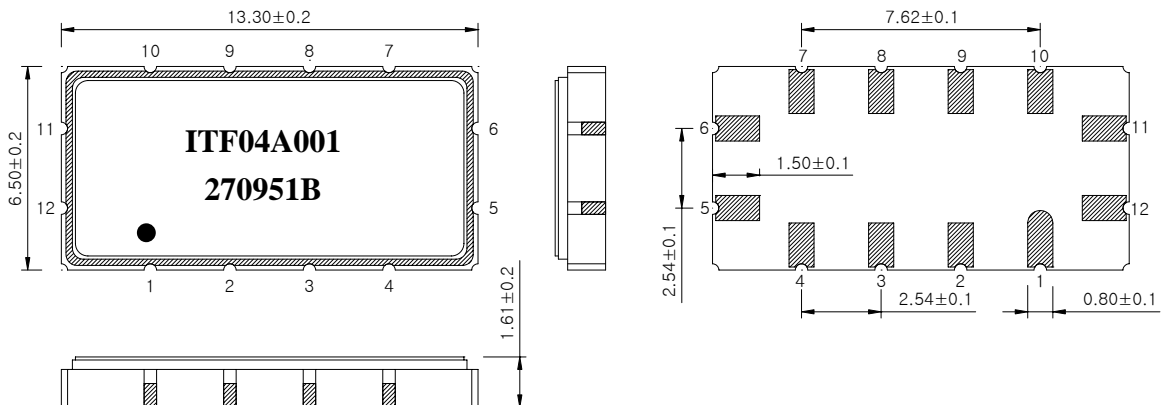
# SAW Bandpass Filter 270951B



## 1. Features

- IF Bandpass Filter
- High-Attenuation
- Single-Ended Operation
- Ceramic Surface Mount Device (SMD) Package
- Maximum Storage Temperature Range : -40 °C ~ 85 °C
- Electrostatics Sensitive Device (ESD)

## 2. Package Dimensions



**Package : S1365**

Dimensions shown are nominal in millimeters

Body : Al<sub>2</sub>O<sub>3</sub> Ceramic

Lid : Kovar, Ni Plated

Terminations : Au plating 0.3 ~ 1.0 um, Over a 1.27 ~ 8.89 um Ni Plating

Pad Configuration	
11	Input
5	Output
6, 12	Ground
Other	Case ground



**ITF Co., Ltd.**  
 102-901, Bucheon Technopark 364,  
 Samjeong-Dong, Ojeong-Gu, Bucheon-City,  
 Gyeonggi-Do, Korea 421-809

Part No.	270951B	
Rev. Date	2004-04-08	
Rev.	NW4002-CS06	1/5

# SAW Bandpass Filter 270951B



## 3. Specifications

Fo = 70.0 MHz


Terminating source impedance : 50Ω and matching network

Terminating load impedance : 50Ω and matching network

		Minimum	Typical	Maximum
Center Frequency	MHz	-	70.0	-
Insertion Loss	dB	-	24.0	25.0
1dB Bandwidth	MHz	9.0	9.1	-
3dB Bandwidth	MHz	9.3	9.5	-
40dB Bandwidth	MHz	-	10.9	10.95
Amplitude Ripple (Fo +/- 4.375 MHz)	dB	-	0.7	1.0
Group Delay Variation (Fo +/- 4.375 MHz)	nsec	-	80	-
Absolute Delay	usec	-	1.69	-
Ultimate Rejection	dB	45	48	-
Temperature Coefficient of Frequency	ppm/°C	-	-23	-

### Notes :

- 1) All specifications are based on the matching schematic shown below
- 2) All specifications are measured by Agilent Network analyzer and full 2 port calibration at room temperature
- 3) All attenuation measurements are measured relative to insertion loss

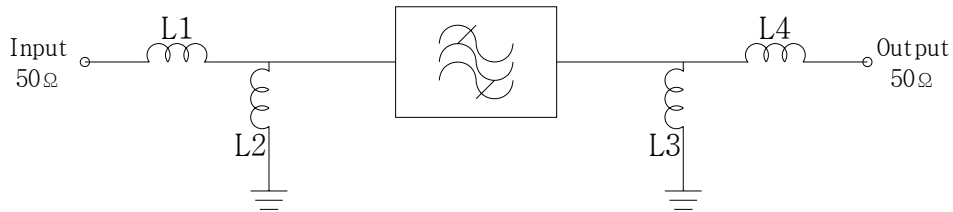
 Integrated Technology Future	<b>ITF Co., Ltd.</b> 102-901, Bucheon Technopark 364, Samjeong-Dong, Ojeong-Gu, Bucheon-City, Gyeonggi-Do, Korea 421-809	Part No.	270951B	
		Rev. Date	2004-04-08	
		Rev.	NW4002-CS06	2/5

# SAW Bandpass Filter 270951B



## 4. Matching Schematic

( Actual matching values may vary due to PCB layout and parasitics )



L1 = 120 nH,      L4 = 220 nH  
L2 = 150 nH      L3 = 820 nH

## 5. Marking Configuration

ITF<sup>1)</sup> 04A001<sup>2)</sup>

270951B<sup>3)</sup>


● 4)

1) Manufacturer name

2) Lot Number

3) Part Number

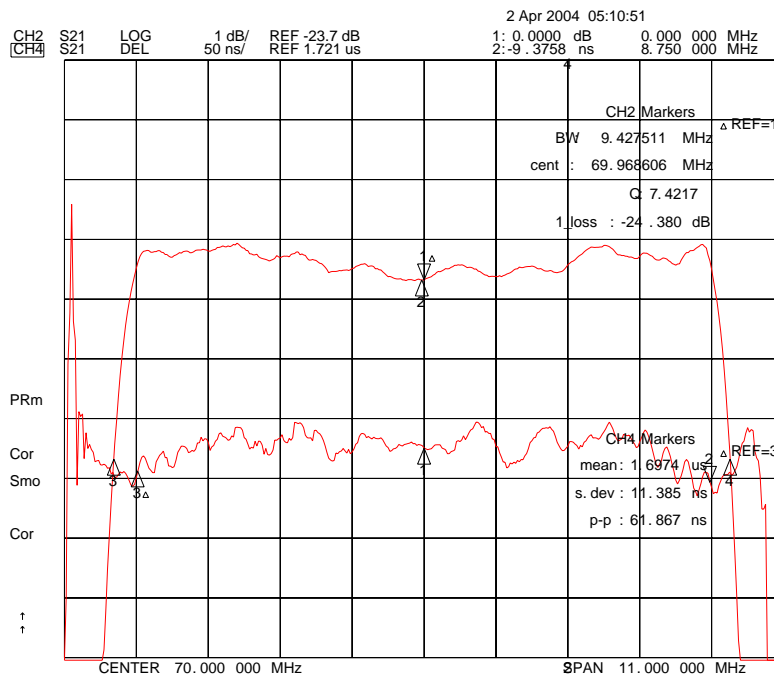
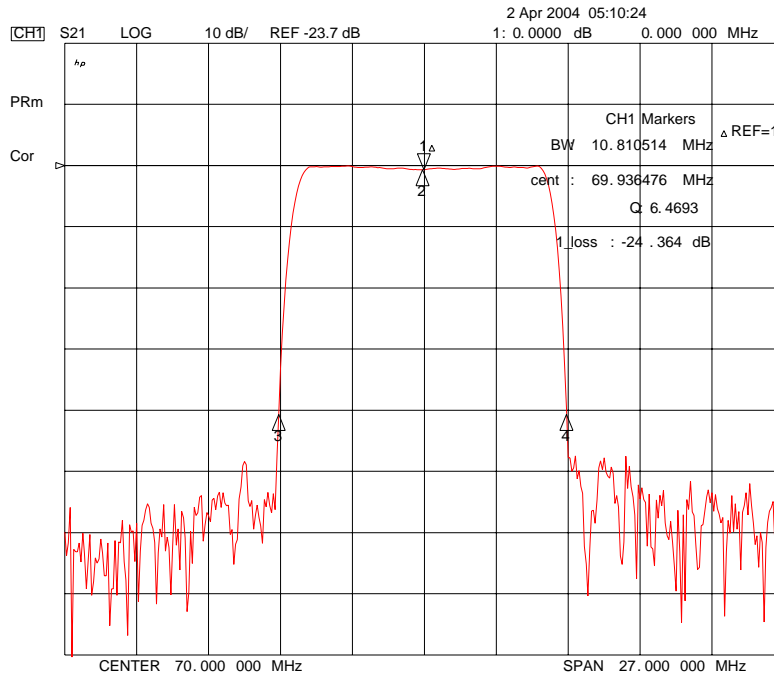
4) Pad Number 1 Index

 Integrated Technology Future	<b>ITF Co., Ltd.</b> 102-901, Bucheon Technopark 364, Samjeong-Dong, Ojeong-Gu, Bucheon-City, Gyeonggi-Do, Korea 421-809	Part No.	270951B	
		Rev. Date	2004-04-08	
		Rev.	NW4002-CS06	3/5

# SAW Bandpass Filter 270951B



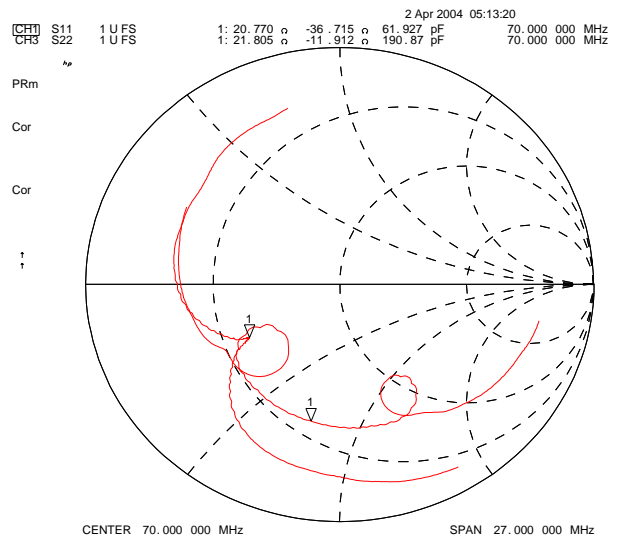
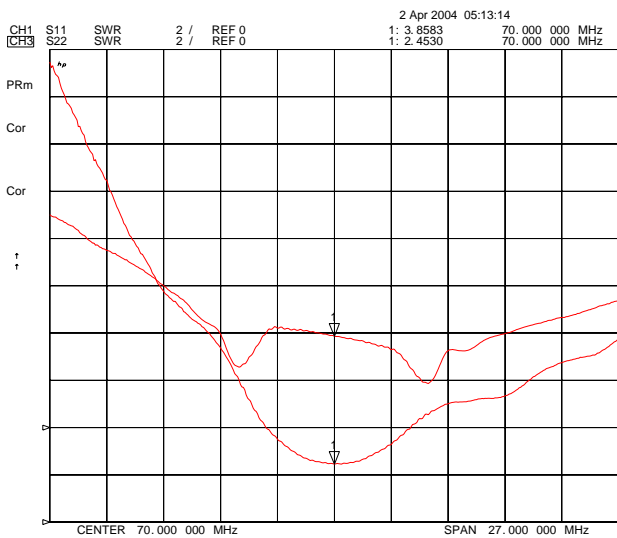
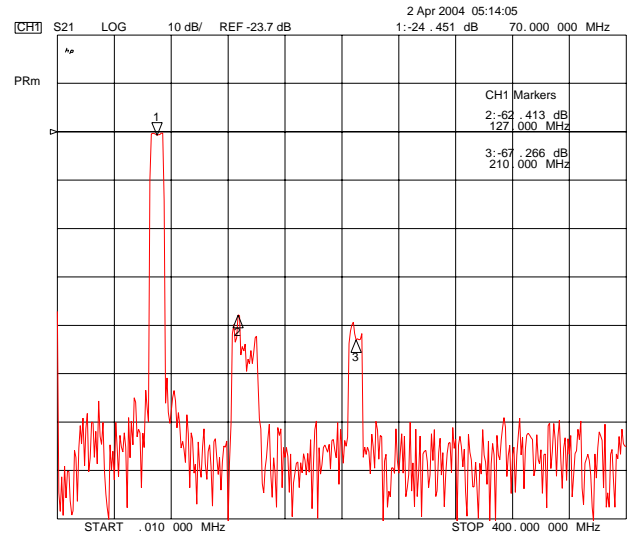
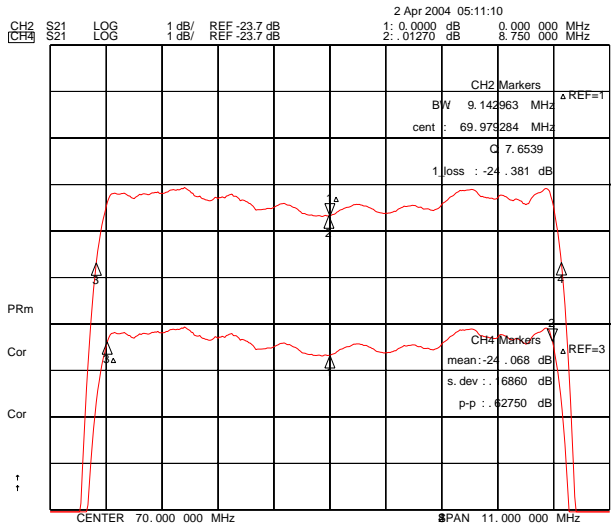
## 6. Typical Performance ( at +25°C )



**ITF Co., Ltd.**  
 102-901, Bucheon Technopark 364,  
 Samjeong-Dong, Ojeong-Gu, Bucheon-City,  
 Gyeonggi-Do, Korea 421-809

Part No.	270951B	
Rev. Date	2004-04-08	
Rev.	NW4002-CS06	4/5

# SAW Bandpass Filter 270951B



**ITF Co., Ltd.**  
 102-901, Bucheon Technopark 364,  
 Samjeong-Dong, Ojeong-Gu, Bucheon-City,  
 Gyeonggi-Do, Korea 421-809

Part No. 270951B

Rev. Date 2004-04-08

Rev. NW4002-CS06 5/5