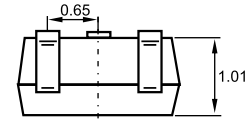
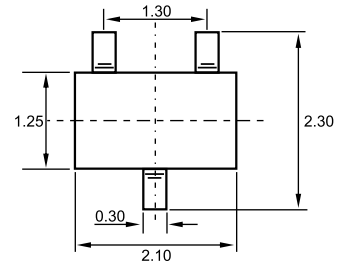


SOT-323



Dimensions in inches and (millimeters)

Features

- ✧ Very low capacitance-less than 1.0Pf @zero volts.
- ✧ Low forward voltage-0.5 Voltage(Typ.) @ $I_F=10\text{mA}$.

Applications

- ✧ For UHF mixer applications.

Ordering Information

Type No.	Marking	Package Code
MMBD352W	M5	SOT-323

MAXIMUM RATING @ $T_a=25^\circ\text{C}$ unless otherwise specified

Parameter	Symbol	Limits	Unit
Continuous reverse voltage	V_R	7.0	V
Power Dissipation	P_d	200	mW
Thermal resistance junction-to-ambient	$R_{\theta JA}$	625	
Junction temperature	T_j	150	$^\circ\text{C}$
Storage temperature range	T_{stg}	-55-+150	$^\circ\text{C}$

ELECTRICAL CHARACTERISTICS @ $T_a=25^\circ\text{C}$ unless otherwise specified

Parameter	Symbol	Test conditions	MIN	Typ.	MAX	UNIT
Reverse current	I_R	$V_R=3.0\text{V}$. $V_R=7.0\text{V}$			0.25 10	μA
Forward voltage	V_F	$I_F=10\text{mA}$			0.60	V
Diode capacitance	C_D	$V_R=0\text{V}$, $f=1\text{MHz}$			1.0	pF

TYPICAL CHARACTERISTICS @ $T_a=25^\circ\text{C}$ unless otherwise specified

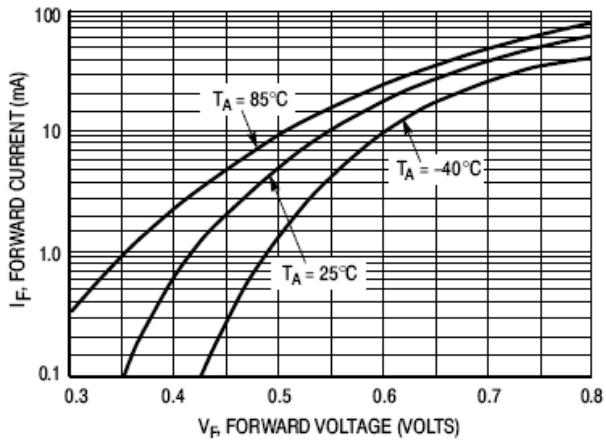


Figure 1. Forward Voltage

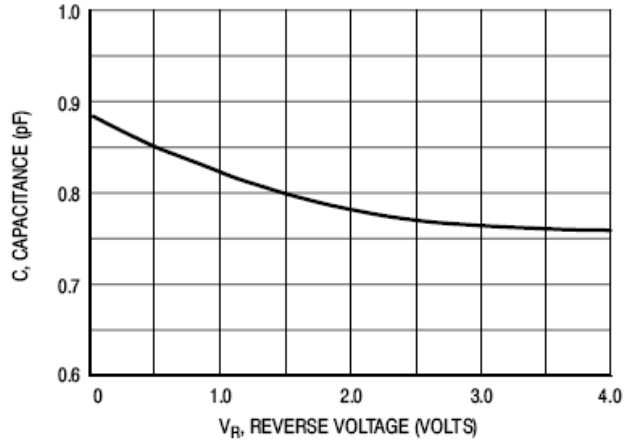


Figure 2. Capacitance