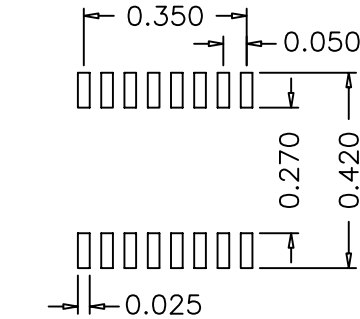
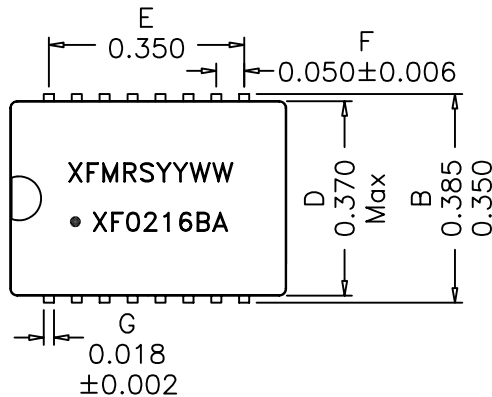
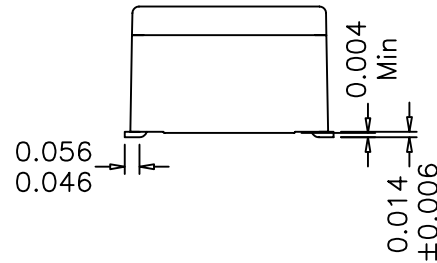
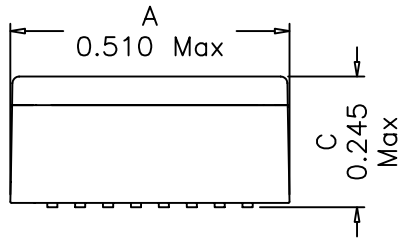


1. Mechanical Dimensions:



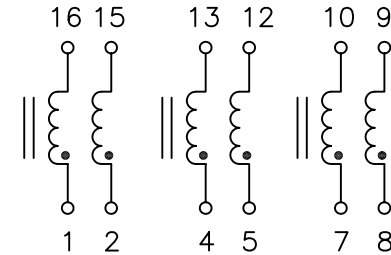
SUGGESTED FOOTPRINT

Notes:

1. Solderability: Leads shall meet MIL-STD-202G, Method 208H for solderability.
2. Flammability: UL94V-0
3. ASTM oxygen index: > 28%
4. Insulation System: Class F 155°C. UL file E151556
5. Operating Temperature Range: All listed parameters are to be within tolerance from -40°C to +85°C
6. Storage Temperature Range: -55°C to +125°C
7. Aqueous wash compatible
8. SMD Lead Coplanarity: ±0.004"(0.102mm)
9. Electrical and mechanical specifications 100% tested
10. RoHS Compliant Component

DOC. REV: B/1

2. Schematic:



3. Electrical Specifications: @25°C

Isolation Voltage: 500 Vrms

Turns Ratio: 1:1

OCL: 21uH Min @100KHz 50mV

Q: 5 Min @10KHz 50mV

Cw/w: 25pF Max. @100KHz 50mV

Leakage Inductance: 0.25uH Max. @100KHz 50mV

DC Resistance: 0.350 Ohms Max. each wdg

Common Mode Attenuation:

- 6dB Typ @100KHz
- 19dB Typ @1MHz
- 28dB Typ @10MHz
- 34dB Typ @30MHz
- 35dB Typ @50MHz
- 36dB Typ @100MHz
- 34dB Typ @300MHz
- 29dB Typ @500MHz
- 1dB Typ @1GHz

XFMR INC www.XFMRS.com		Title: COMMON MODE CHOKE	
UNLESS OTHERWISE SPECIFIED TOLERANCES: .xxx ±0.010 Dimensions in Inch		P/N: XF0216BA	REV. B
		DWN.	Feng
		CHK.	YK Liao
SHEET 1 OF 1		APP.	BW
			Jan-04-12
			Jan-04-12
			Jan-04-12