



TAI-SAW TECHNOLOGY CO., LTD.

No. 3, Industrial 2nd Rd., Ping-Chen Industrial District,
Taoyuan, 324, Taiwan, R.O.C.

TEL: 886-3-4690038 FAX: 886-3-4697532

E-mail: tstsales@mail.taisaw.com Web: www.taisaw.com

Approval Sheet For Product Specification

Issued Date:

Product Name: SAW Filter 440MHz SMD 5.0x5.0mm

TST Parts No.:TA0411A

Customer Parts No.:_____

Company: _____
Division: _____
Approved by : _____
Date: _____

Checked by: _____ Elvis Chiu

Approval by: _____ Francis Chen

Date: _____ 2004/12/02



TAI-SAW TECHNOLOGY CO., LTD.

No. 3, Industrial 2nd Rd., Ping-Chen Industrial District,
Taoyuan, 324, Taiwan, R.O.C.

TEL: 886-3-4690038 FAX: 886-3-4697532

E-mail: tstsales@mail.taisaw.com Web: www.taisaw.com

SAW Filter 440 MHz

MODEL NO.: TA0411A

REV. NO.:2

A. MAXIMUM RATING:

1. Input Power Level: 10 dB_m
2. DC voltage: 3 V
3. Operating Temperature: -40°C to +85°C
4. Storage Temperature: -40°C to +85°C

RoHS Compliant
Lead free
Lead-free soldering

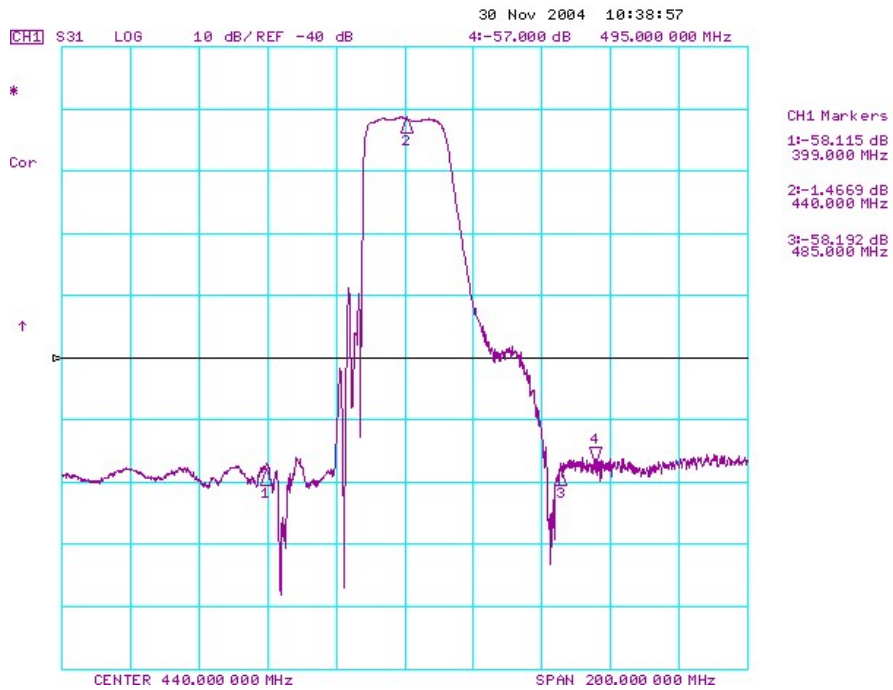
B. ELECTRICAL CHARACTERISTICS:

Reference temperature: 25°C

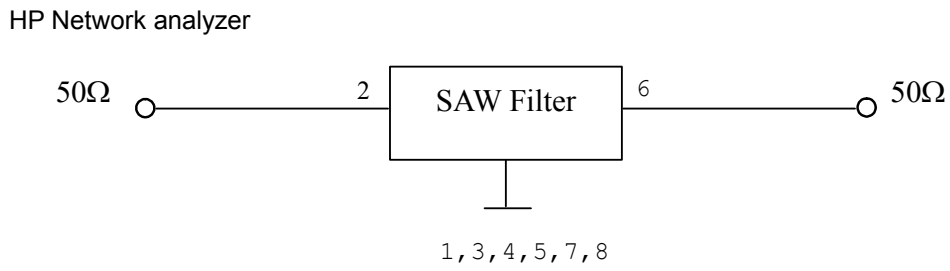
Item	Unit	Min.	Type.	Max.	
Center frequency F _c	MHz	-	440	-	
Insertion Loss IL _{min} (reference level)	dB	-	1.4	2.8	
3dB Bandwidth BW _{-3dB}	MHz	19	23.3	-	
Absolute Attenuation:(Reference level from 0dB)					
F _c -45 to F _c -100	MHz	dB	40	57	-
F _c +45 to F _c +55	MHz	dB	30	56	-
F _c +55 to F _c +100	MHz	dB	40	56	-
Temperature coefficient of frequency	ppm/k	-	-36	-	
Source impedance Z _s	Ω	-	50	-	
Load impedance Z _L	Ω	-	50	-	

Note: IL_{min} is the minimum of the pass band attenuation. The center frequency F_c is the mean value of the upper and lower frequencies at the 3dB filter attenuation level relative to the IL_{min}.

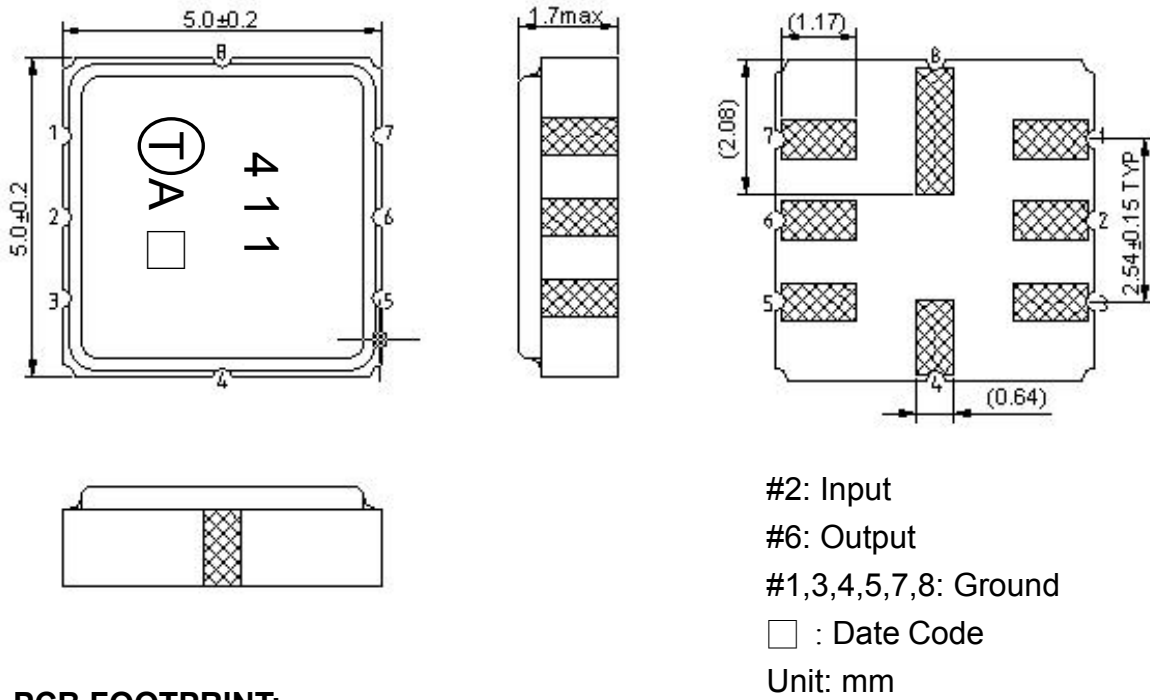
C. Frequency Characteristics :



D. MEASUREMENT CIRCUIT:



E. OUTLINE DRAWING:



F. PCB FOOTPRINT:

