

**PLEASE CHECK WWW.MOLEX.COM FOR LATEST PART INFORMATION**

**Part Number:** [0905722609](#)  
**Status:** **Active**  
**Description:** 2.54mm (.100") Pitch QF-50™ Header, Right Angle, Dual Row, Shrouded, DIN Keying, with Latch/Eject Levers, 60 Circuits, Tin

**Documents:**

[Drawing \(PDF\)](#) [RoHS Certificate of Compliance \(PDF\)](#)

**General**

Product Family	Ribbon Cable / Wire Trap Connectors
Series	<a href="#">90572</a>
Comments	Eject Levers
Component Type	PCB Header
Glow-Wire Compliant	No
Product Name	QF-50™

**Physical**


Circuits (Loaded)	60
Circuits (maximum)	60
Color - Resin	Black
Durability (mating cycles max)	50
Entry Angle	90° Angle
Lock to Mating Part	None
Material - Metal	Brass
Material - Plating Mating	Tin
Material - Plating Termination	Tin
Material - Resin	Polyester
Number of Rows	2
PCB Locator	No
PCB Retention	None
PCB Thickness Recommended (in)	0.062 In
PCB Thickness Recommended (mm)	1.60 mm
Packaging Type	Tray
Pitch - Mating Interface (in)	0.100 In
Pitch - Mating Interface (mm)	2.54 mm
Pitch - Term. Interface (in)	0.100 In
Pitch - Term. Interface (mm)	2.54 mm
Plating min: Termination (µin)	120
Plating min: Termination (µm)	3
Polarized to Mating Part	Yes
Polarized to PCB	No
Shrouded	Closed Ends
Stackable	No
Surface Mount Compatible (SMC)	No
Temperature Range - Operating	-25°C to +85°C
Termination Interface: Style	Through Hole
Wire Insulation Diameter	N/A
Wire Size AWG	N/A
Wire/Cable Type	Ribbon Cable

**Electrical**

Current - Maximum per Contact	1A
Voltage - Maximum	250V AC/DC

**Material Info**

**Reference - Drawing Numbers**



*image - Reference only*

**EU RoHS**

**China RoHS**

**Compliance Status**

**Not Reviewed**

**REACH SVHC**

**Not Reviewed**

**Halogen-Free**

**Status**

**Not Reviewed**

**Need more information on product environmental compliance?**

Email [productcompliance@molex.com](mailto:productcompliance@molex.com)  
 For a multiple part number RoHS Certificate of Compliance, [click here](#)

Please visit the [Contact Us](#) section for any non-product compliance questions.

**Search Parts in this Series**

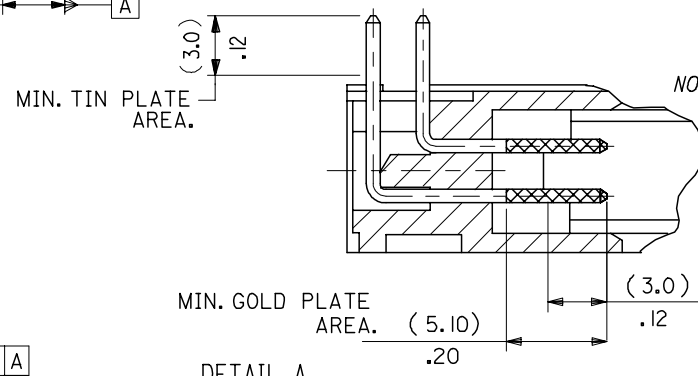
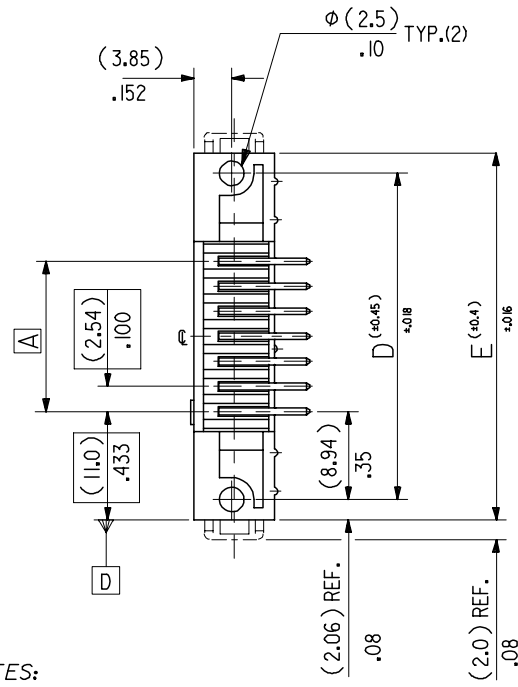
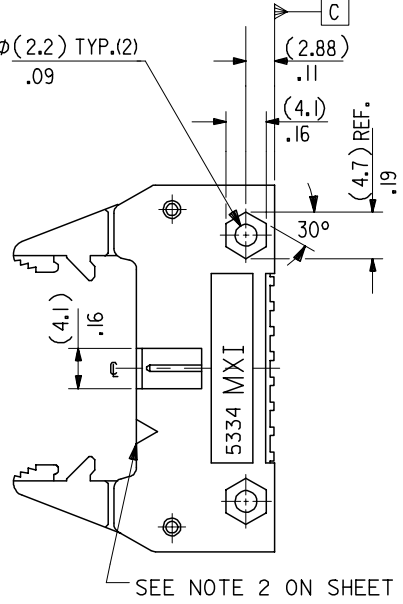
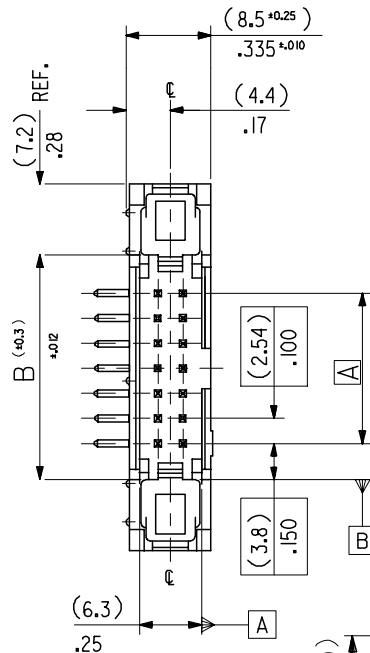
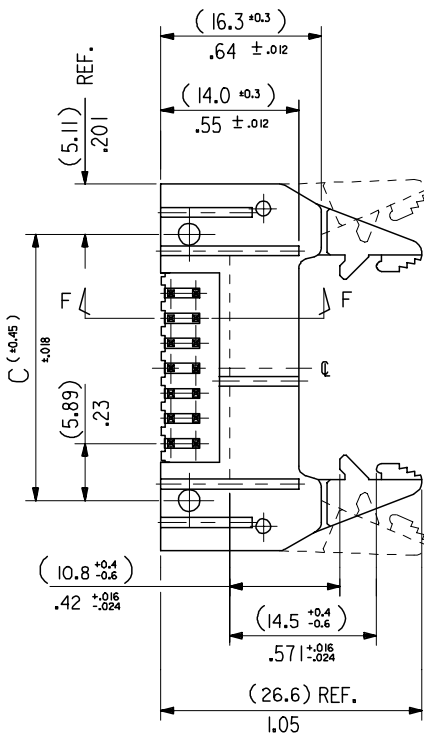
[90572Series](#)

**Mates With**

[90635 QF-50™ Female Housing](#)

This document was generated on 06/08/2010

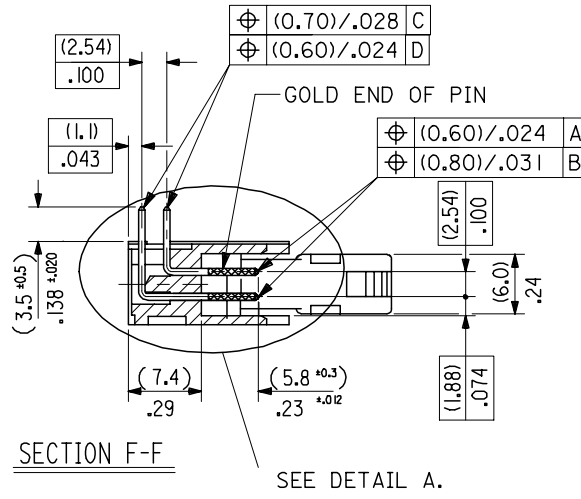
**PLEASE CHECK [WWW.MOLEX.COM](http://WWW.MOLEX.COM) FOR LATEST PART INFORMATION**



**NOTES:**

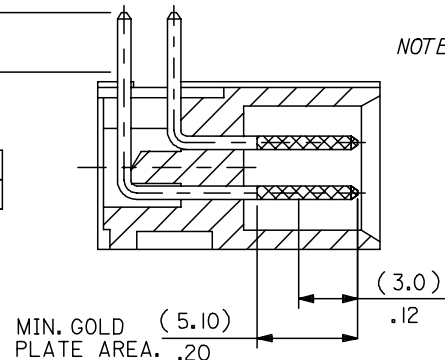
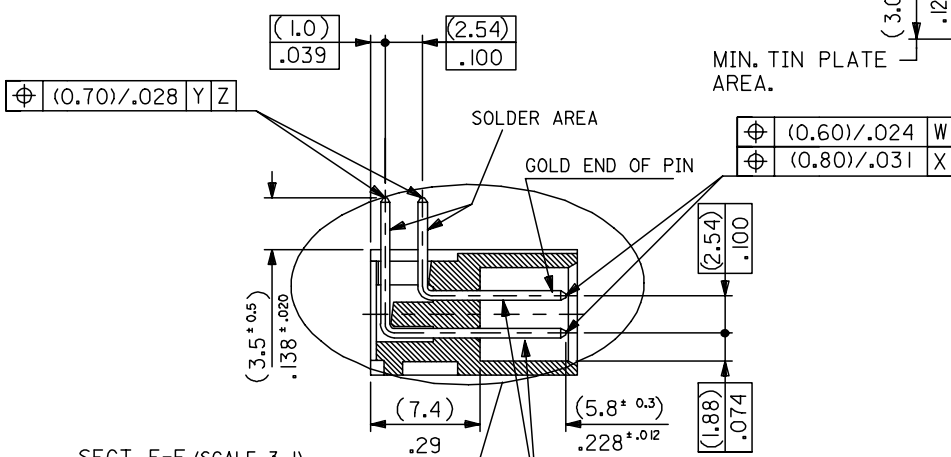
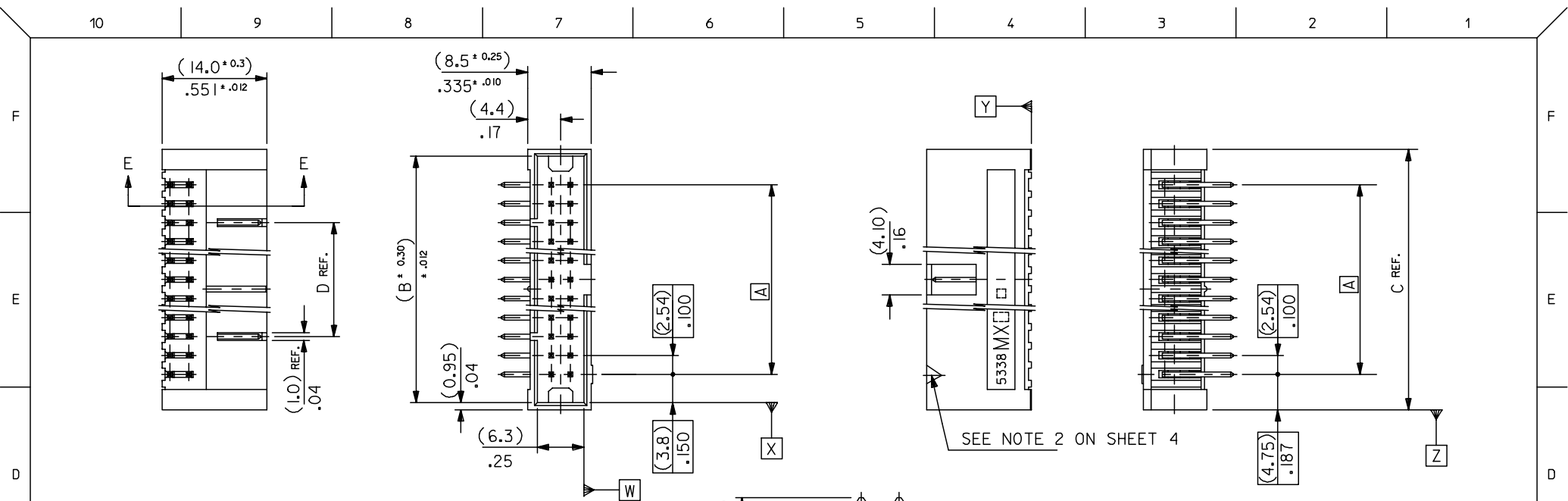
- 1: FOR MATERIAL SPECIFICATION SEE NOTE 1 ON SHEET 2.
- 2: FOR RECOMMENDED P.C.B.HOLE PATTERN, PART NOTs AND UNSTATED DIMENSIONS SEE SHEET 2.
- 3: PRODUCT SPEC.No. : PS -99020-0015.

MEASURE POINT FOR GOLD PLATING THICKNESS TYP.



**DETAIL A**  
DIMENSIONS FOR SELECTIVE PLATING'S, SCALE 4:1

CORRECTED PS EC NO: E2008-0129 DRWN:DBYRNES CHKD: APPR:EOMAHONY	DESCRIPTION 2007/09/13 2007/09/13 2007/09/14	QUALITY SYMBOLS	GENERAL TOLERANCES (UNLESS SPECIFIED)	DIMENSION STYLE	SCALE	DESIGN UNITS	THIRD ANGLE PROJECTION	
		▽=0 ∇=0	mm INCH	MM/IN	2:1	METRIC		
			4 PLACES ± --- ± --- 3 PLACES ± --- ±.008 2 PLACES ± 0.20 ±.008 1 PLACE ± 0.20 ± ---	DRAWN BY DATE POB 1990/09/12 CHECKED BY DATE	TITLE	QIK FLECS R/A HEADER DIN EJECT LEVERS FOR IMPROVED WIPE FEMALE		
			ANGULAR ±1/2°	APPROVED BY DATE	MOLEX INCORPORATED			
		DRAFT WHERE APPLICABLE MUST REMAIN WITHIN DIMENSIONS	ENTER PART	DOCUMENT NO.	SDA-90572			
			SIZE A3	THIS DRAWING CONTAINS INFORMATION THAT IS PROPRIETARY TO MOLEX INCORPORATED AND SHOULD NOT BE USED WITHOUT WRITTEN PERMISSION				



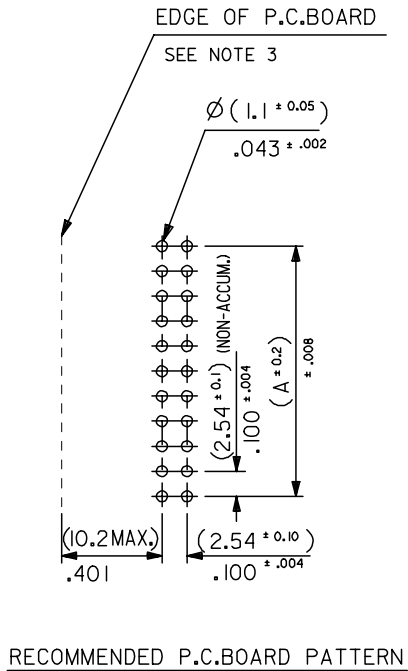
- NOTES:
- FOR MATERIAL SPECIFICATION SEE NOTE 1. ON SHEET 4.
  - FOR RECOMMENDED P.C.B.HOLE PATTERN, PART NOTS AND UNSTATED DIMENSIONS SEE SHEET 4.
  - PRODUCT SPEC. No. : PS-99020-0015.

DETAIL A  
DIMENSIONS FOR SELECTIVE PLATING'S, SCALE 4:1

SECT. E-E (SCALE 3-1)

CORRECTED PS EC NO: E2008-0129 DRWN:DBYRNES 2007/09/13 CHKD: 2007/09/13 APPR:EOMAHONY 2007/09/14	QUALITY SYMBOLS	GENERAL TOLERANCES (UNLESS SPECIFIED)	DIMENSION STYLE	SCALE	DESIGN UNITS	THIRD ANGLE PROJECTION															
	$\nabla=0$ $\triangle=0$	<table border="1"> <tr> <th></th> <th>MM</th> <th>INCH</th> </tr> <tr> <td>4 PLACES</td> <td><math>\pm</math>---</td> <td><math>\pm</math>---</td> </tr> <tr> <td>3 PLACES</td> <td><math>\pm</math>---</td> <td><math>\pm</math>.008</td> </tr> <tr> <td>2 PLACES</td> <td><math>\pm</math>0.20</td> <td><math>\pm</math>.008</td> </tr> <tr> <td>1 PLACE</td> <td><math>\pm</math>0.20</td> <td><math>\pm</math>---</td> </tr> </table>		MM	INCH	4 PLACES	$\pm$ ---	$\pm$ ---	3 PLACES	$\pm$ ---	$\pm$ .008	2 PLACES	$\pm$ 0.20	$\pm$ .008	1 PLACE	$\pm$ 0.20	$\pm$ ---	MM/IN	2:1	METRIC	
		MM	INCH																		
	4 PLACES	$\pm$ ---	$\pm$ ---																		
3 PLACES	$\pm$ ---	$\pm$ .008																			
2 PLACES	$\pm$ 0.20	$\pm$ .008																			
1 PLACE	$\pm$ 0.20	$\pm$ ---																			
DESCRIPTION	<table border="1"> <tr> <th>REV</th> <th>DESCRIPTION</th> </tr> <tr> <td>1</td> <td>ENTER PART</td> </tr> </table>	REV	DESCRIPTION	1	ENTER PART	<table border="1"> <tr> <td>DRAWN BY</td> <td>DATE</td> <td>TITLE</td> </tr> <tr> <td>POB</td> <td>1990/09/17</td> <td>QIK FLECS RIGHT ANGLE HEADER FOR IMPROVED WIPE FEMALE</td> </tr> <tr> <td>CHECKED BY</td> <td>DATE</td> <td></td> </tr> <tr> <td>APPROVED BY</td> <td>DATE</td> <td></td> </tr> </table>	DRAWN BY	DATE	TITLE	POB	1990/09/17	QIK FLECS RIGHT ANGLE HEADER FOR IMPROVED WIPE FEMALE	CHECKED BY	DATE		APPROVED BY	DATE		MOLEX INCORPORATED	SHEET NO. 3 OF 4	
REV	DESCRIPTION																				
1	ENTER PART																				
DRAWN BY	DATE	TITLE																			
POB	1990/09/17	QIK FLECS RIGHT ANGLE HEADER FOR IMPROVED WIPE FEMALE																			
CHECKED BY	DATE																				
APPROVED BY	DATE																				
DRAFT WHERE APPLICABLE MUST REMAIN WITHIN DIMENSIONS	MATERIAL NO. ENTER PART	DOCUMENT NO. SDA-90572																			

(78.74)/3.100	(86.34)/3.400	(88.24)/3.474	(63.50)/2.500	90572-2641	90572-2642	90572-2643		64
(73.66)/2.900	(81.26)/3.200	(83.16)/3.274	(50.80)/2.000	↑ -2601	↑ -2602	↑ -2603		60
(60.96)/2.400	(68.56)/2.700	(70.46)/2.774	(38.10)/1.500	-2501	-2502	-2503	90572-2509	50
(48.26)/1.900	(55.86)/2.200	(57.76)/2.274	(33.02)/1.300	-2401	-2402	-2403	↑ -2409	40
(40.64)/1.600	(48.24)/1.900	(50.14)/1.974	(30.48)/1.200	-2341	-2342	-2343	-2349	34
(35.56)/1.400	(43.16)/1.700	(45.06)/1.774	(25.40)/1.000	-2301	-2302	-2303	-1309	30
(30.48)/1.200	(38.08)/1.500	(39.98)/1.574	————	-2261	-2262	-2263	-2269	26
(22.86)/.900	(30.46)/1.200	(32.36)/1.274	————	-2201	-2202	-2203	-1209	20
(17.78)/.700	(25.38)/1.000	(27.28)/1.074	————	-2161	-2162	-2163	-2169	16
(15.24)/.600	(22.84)/.900	(24.74)/.974	————	-2141	-2142	-2143	-2149	14
(10.16)/.400	(17.76)/.700	(19.66)/.774	————	↓ 90572-2101	↓ 90572-2102	↓ 90572-2103	↓ 90572-2109	10
A	B	C	D	ENG. NO. GS1 PLATING	ENG. NO. GS2 PLATING	ENG. NO. GS3 PLATING	ENG. NO. PRE TIN	NO. OF CKTS.



**NOTES**

**1. MATERIAL**

HEADER : GLASS FILLED POLYESTER (UL 94V0), COLOUR - BLACK.  
 PINS : BRASS SIZE # (0.635)/.025 .  
 LEVER : GLASS FILLED POLYESTER (UL 94V0), COLOUR - BLACK.  
 SPRING PINS : STEEL

**2. COLOUR IDENTIFICATION MARK FOR PLATING OPTIONS.**

90572-2\*\*1, (1um)/39uin MIN. NICKEL UNDERPLATE. CONTACT AREA  
 GS1 PLATING (0.1um)/4uin MIN. GOLD. SOLDER AREA (3um)/118uin MIN.  
 TIN. COLOUR MARK: YELLOW.  
 90572-2\*\*2, (1um)/39uin MIN. NICKEL UNDERPLATE. CONTACT AREA  
 GS2 PLATING (0.76um)/30uin MIN. GOLD. SOLDER AREA (3um)/118uin MIN.  
 TIN. COLOUR MARK: BROWN.  
 90572-2\*\*3, (1um)/39uin MIN. NICKEL UNDERPLATE. CONTACT AREA  
 GS3 PLATING (0.25um)/10uin MIN. GOLD. SOLDER AREA (3um)/118uin MIN.  
 TIN. COLOUR MARK: BLUE.  
 90572-2\*\*9, (0.5-1um)/20-40uin NICKEL UNDER (1.0-3.0um)/39-118uin TIN.  
 PRE-TIN COLOUR MARK: BLACK, (NO MARK).

3. 10.2mm MAX. TO EDGE OF PCB FOR DAISY CHAIN APPLICATIONS.

4. RECOMMENDED PCB THICKNESS 1.6mm

<b>ADDED NOTE 4</b> EC NO: E2008-0129 DRWN: DBYRNES CHKD: APPR: EOMAHONY 2007/09/13 2007/09/13 2007/09/14	QUALITY SYMBOLS ▽=0 ▽=0	GENERAL TOLERANCES (UNLESS SPECIFIED)		DIMENSION STYLE MM/IN		SCALE 2:1	DESIGN UNITS METRIC	THIRD ANGLE PROJECTION			
		4 PLACES ± --- ± ---	3 PLACES ± --- ± .008	2 PLACES ± 0.20 ± .008	1 PLACE ± 0.20 ± ---	ANGULAR ±1/2°		DRAWN BY POB	DATE 1990/07/17	TITLE QIK FLECS RIGHT ANGLE HEADER FOR IMPROVED WIPE FEMALE	
		DRAFT WHERE APPLICABLE MUST REMAIN WITHIN DIMENSIONS				SEE CHART		APPROVED BY	DATE	MOLEX INCORPORATED	
		MATERIAL NO.				DOCUMENT NO.		SDA-90572		SHEET NO. 4 OF 4	