

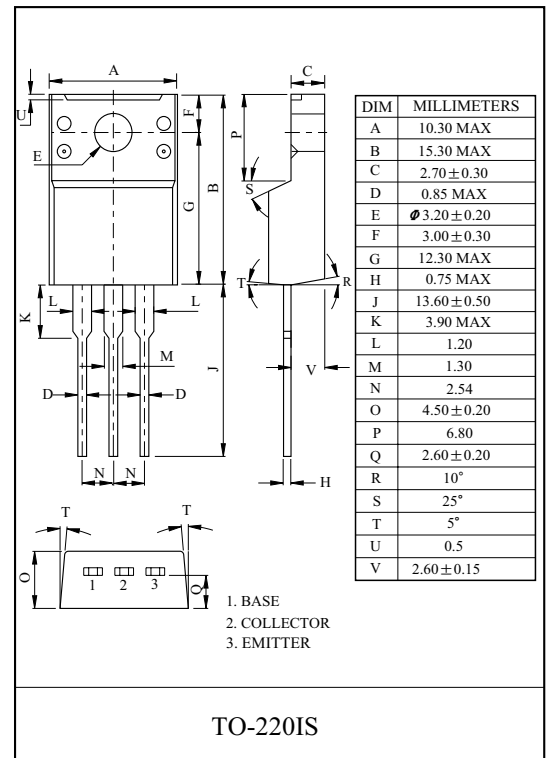
HIGH VOLTAGE APPLICATION.

FEATURES

- High Transition Frequency : $f_T=100\text{MHz(Typ.)}$.
- Complementary to KTC4370/A.

MAXIMUM RATING (Ta=25 °C)

CHARACTERISTIC		SYMBOL	RATING	UNIT
Collector-Base Voltage	KTA1659	V_{CBO}	-160	V
	KTA1659A		-180	
Collector-Emitter Voltage	KTA1659	V_{CEO}	-160	V
	KTA1659A		-180	
Emitter-Base Voltage		V_{EBO}	-5	V
Collector Current		I_C	-1.5	A
Base Current		I_B	-0.15	A
Collector Power Dissipation (Tc=25 °C)		P_C	20	W
Junction Temperature		T_j	150	°C
Storage Temperature Range		T_{stg}	-55 ~ 150	°C

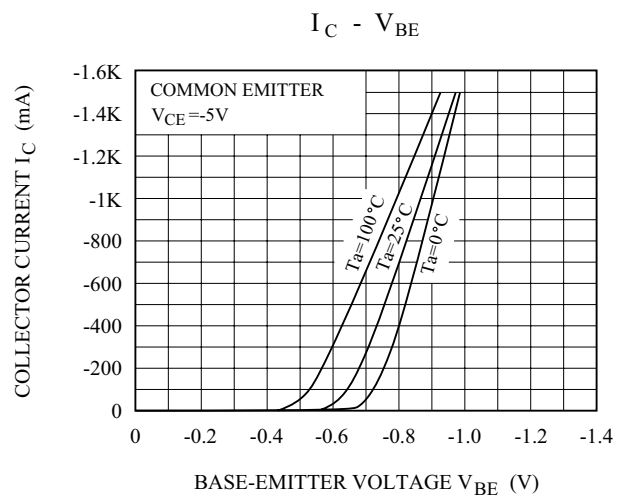
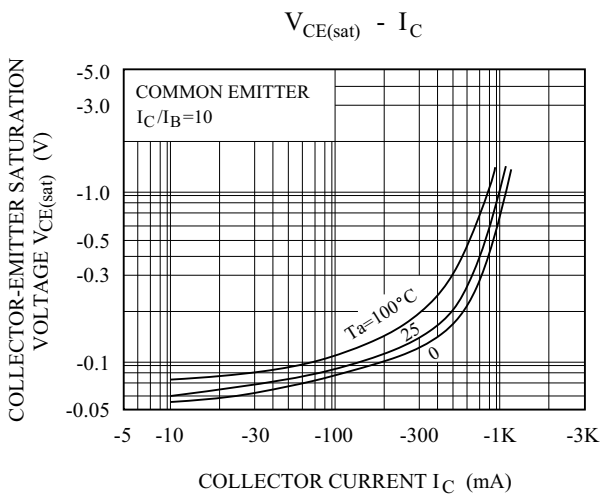
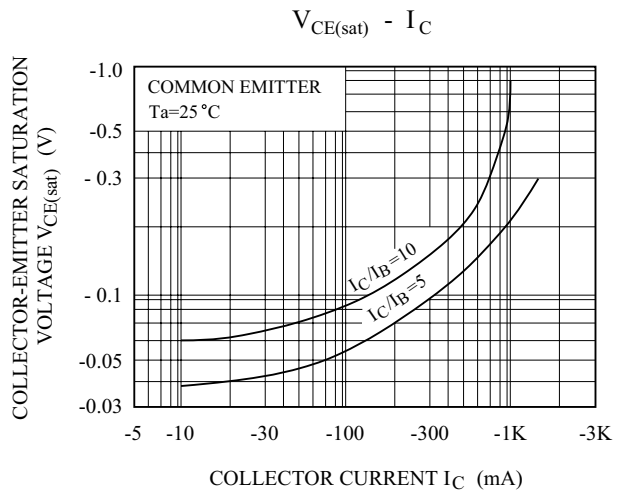
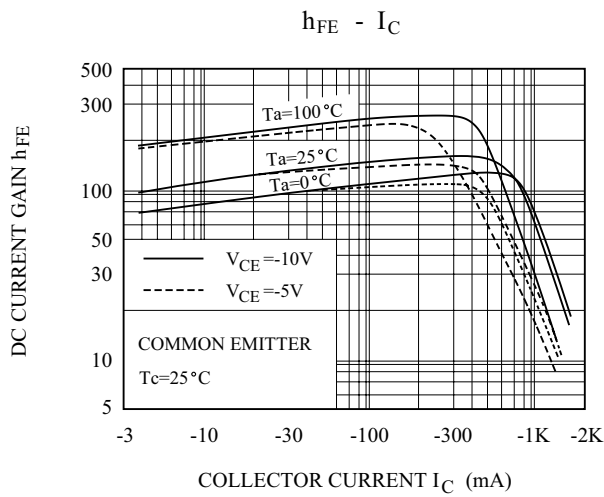
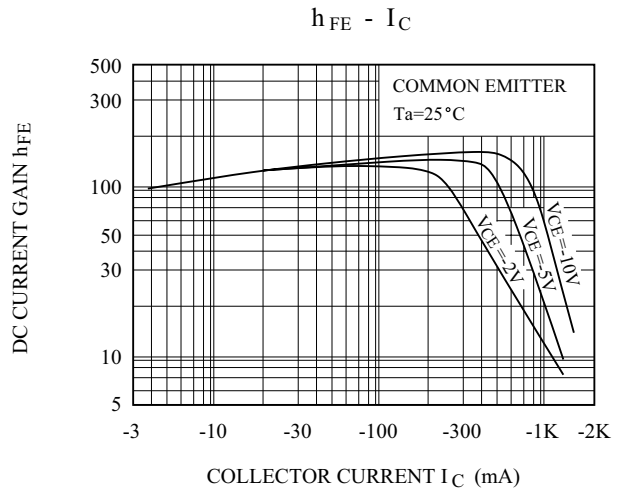
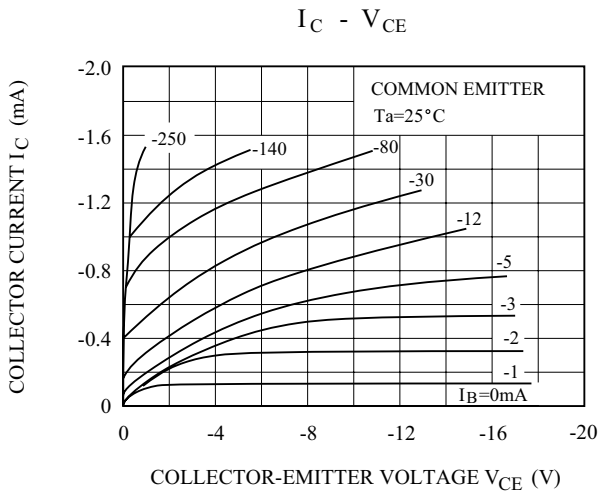


ELECTRICAL CHARACTERISTICS (Ta=25 °C)

CHARACTERISTIC		SYMBOL	TEST CONDITION	MIN.	TYP.	MAX.	UNIT
Collector Cut-off Current		I_{CBO}	$V_{CB}=-160\text{V}, I_E=0$	-	-	-1.0	μA
Emitter Cut-off Current		I_{EBO}	$V_{EB}=-5\text{V}, I_C=0$	-	-	-1.0	μA
Collector-Emitter Breakdown Voltage	KTA1659	$V_{(BR)CEO}$	$I_C=-10\text{mA}, I_B=0$	-160	-	-	V
	KTA1659A			-180	-	-	
DC Current Gain		h_{FE} (Note)	$V_{CE}=-5\text{V}, I_C=-100\text{mA}$	70	-	240	
Collector-Emitter Saturation Voltage		$V_{CE(sat)}$	$I_C=-500\text{mA}, I_B=-50\text{mA}$	-	-	-1.5	V
Base-Emitter Voltage		V_{BE}	$V_{CE}=-5\text{V}, I_C=-500\text{mA}$	-	-	-1.0	V
Transition Frequency		f_T	$V_{CE}=-10\text{V}, I_C=-100\text{mA}$	-	100	-	MHz
Collector Output Capacitance		C_{ob}	$V_{CB}=-10\text{V}, I_E=0, f=1\text{MHz}$	-	30	-	pF

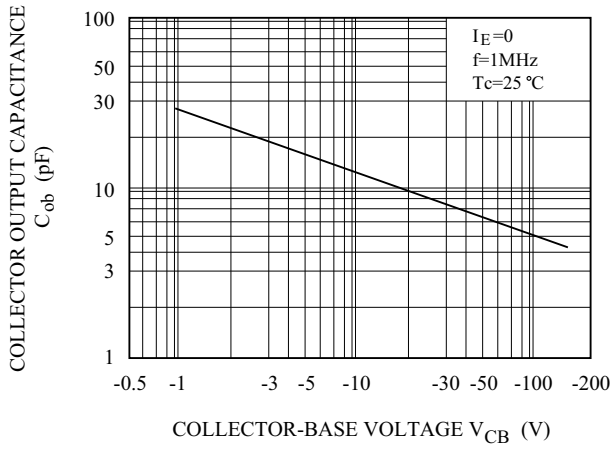
Note : h_{FE} Classification O:70~140, Y:120~240

KTA1659/A




KTA1659/A

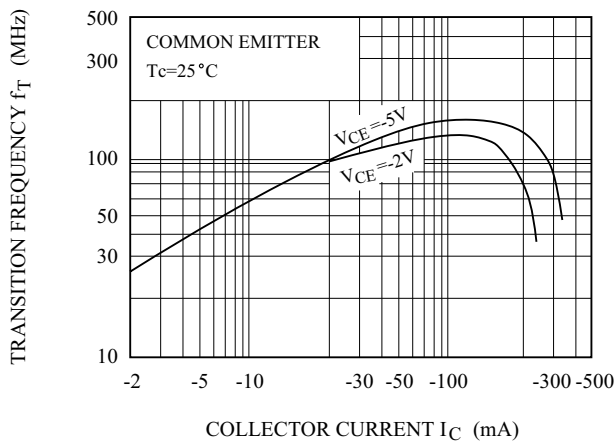
$C_{ob} - V_{CB}$



SAFE OPERATING AREA



$f_T - I_C$



$P_c - T_a$

