

## Typical Applications

Telecommunication

## Features

5x7 ceramic oscillator

www.datasheet4u.com

## Previous Vectron Model Numbers

BC

## Frequency range

2 MHz – 50 MHz

## Frequency stabilities<sup>1</sup> [Standard]

Parameter	Min	Typ	Max.	Units	Operating temp range	Ordering Code <sup>5</sup>
overall tolerance (vs. Initial, vs. operating temperature range vs. Load vs. Supply, vs:1 year aging)	-100.0		+100.0	ppm	-0 ... +70°C	C104
	-50.0		+50.0	ppm	-0 ... +70°C	C505
	-25.0		+25.0	ppm	-0 ... +70°C	C255
	-100.0		+100.0	ppm	-40 ... +85°C	F104
	-50.0		+50.0	ppm	-40 ... +85°C	F505
	-32.0		+32.0	ppm	-40 ... +85°C	F325

## Supply voltage

Parameter	Min	Typ	Max.	Units	Condition	Ordering Code <sup>5</sup>
Supply voltage (Vs)	4.75	5.0	5.25	VDC		SV050
Current consumption			35	mA	fo < 20 MHz	
Current consumption			45	mA	fo < 70 MHz	
Supply voltage (Vs)	3.135	3.3	3.465	VDC		SV033
Current consumption			25	mA	fo < 20 MHz	
Current consumption			40	mA	fo < 70 MHz	

## RF output

Parameter	Min	Typ	Max.	Units	Condition	Ordering Code <sup>5</sup>
Signal		HCMOS				RFH
Load		15.0		pF		
Rise and Fall time			10	ns	@ 15 pF 10 to 90 %	
Duty cycle	40		60	%	@ Vs/2	

## Frequency Tuning (EFC)

Parameter	Min	Typ	Max.	Units	Condition
Tuning Range	±50.0	±90.0	+200.0	ppm	
	±100.0	±140.0	±200.0	ppm	
Linearity			10	%	
Tuning Slope	Positive				
Control Voltage Range	0.0	1.65	3.3	VDC	with Vs=3.3VDC
	0.5	2.5	4.5	VDC	with Vs=5.0VDC
Frequency control input impedance	10			k Ω	

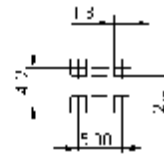
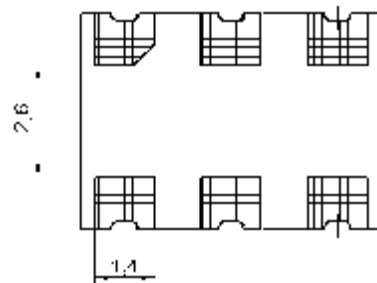
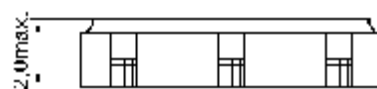
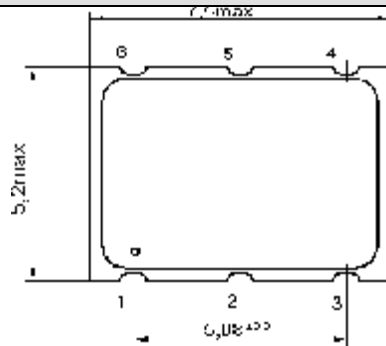
## Enclosure

### Type A

Package Codes:

 Code  
A1

 Height "H"  
1.9

 Pin Length "L"  
NA

 Marking on the  
PCB Layout

Dimensions: mm

#### Pin Connections

- 1 Voltage Control
- 2 Tri-State Control
- 3 Ground (Case)
- 4 RF Output
- 5 NC
- 6 Supply Voltage Input (Vs)

Outline Drawing:

Option	Pin 2	Pin 4
Enable	High	Output clock
	Open	
	Low	

#### Marking

 C5259A1-xxxx  
 frequency  
 \* C XYYWW

### Absolute Maximum Ratings

Parameter	Min	Typ	Max.	Units	Condition
Supply voltage (Vs)			7	V	
Operable temperature range	-30		+80	°C	
Storage temperature range	-40		+90	°C	

**Standard Shipping Method**

www.datasheet4u.com

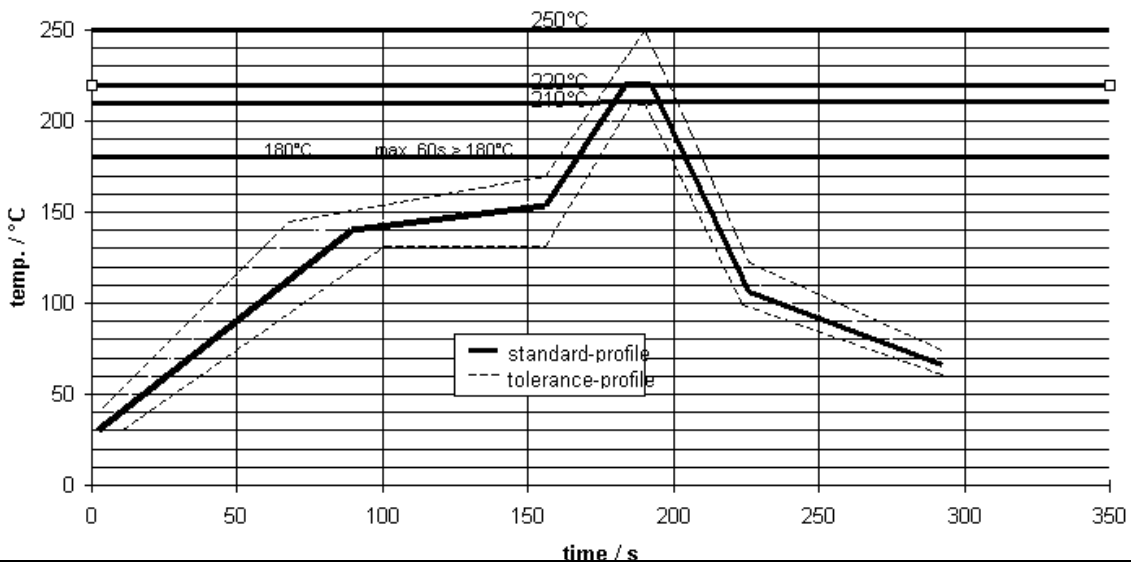
\*bei  $W \leq 24$  mm nur untere Lochreihe  
\*by  $W \leq 24$  mm only lower hole line

Production tolerance complying DIN IEC 286-3

Enclosure Type	Tape width W [mm]	Quantity per meter	Quantity per reel	Dimension P
Type A	16	125	1000	8

**Recommended Reflow Profile**

standard-reflow-profile for SMD-oscillators



SMD oscillators must be on the top side of the PCB during the reflow process.

