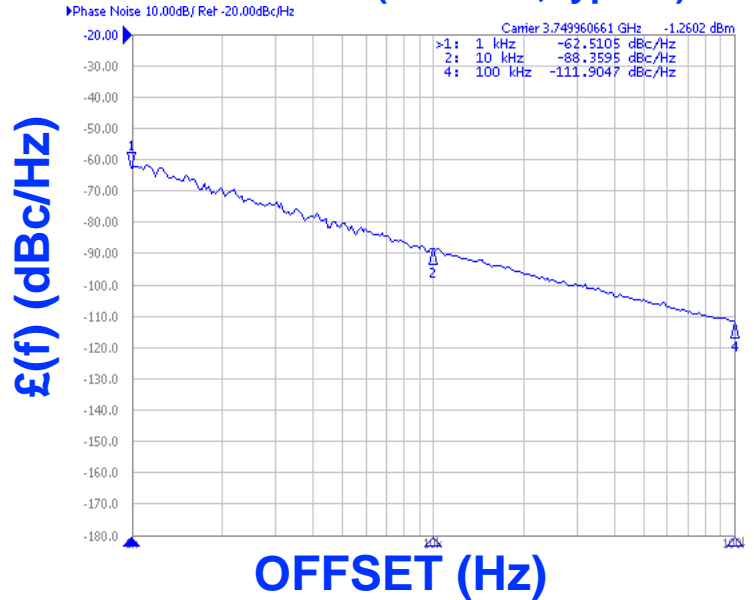




PHASE NOISE (1 Hz BW, typical)



FEATURES

- Frequency Range: 3500 - 4000 MHz
- Tuning Voltage: 2 - 18 Vdc
- MINI-14H - Style Package

APPLICATIONS

- Direct Broadcast
- Microwave Radios
- Earthstations

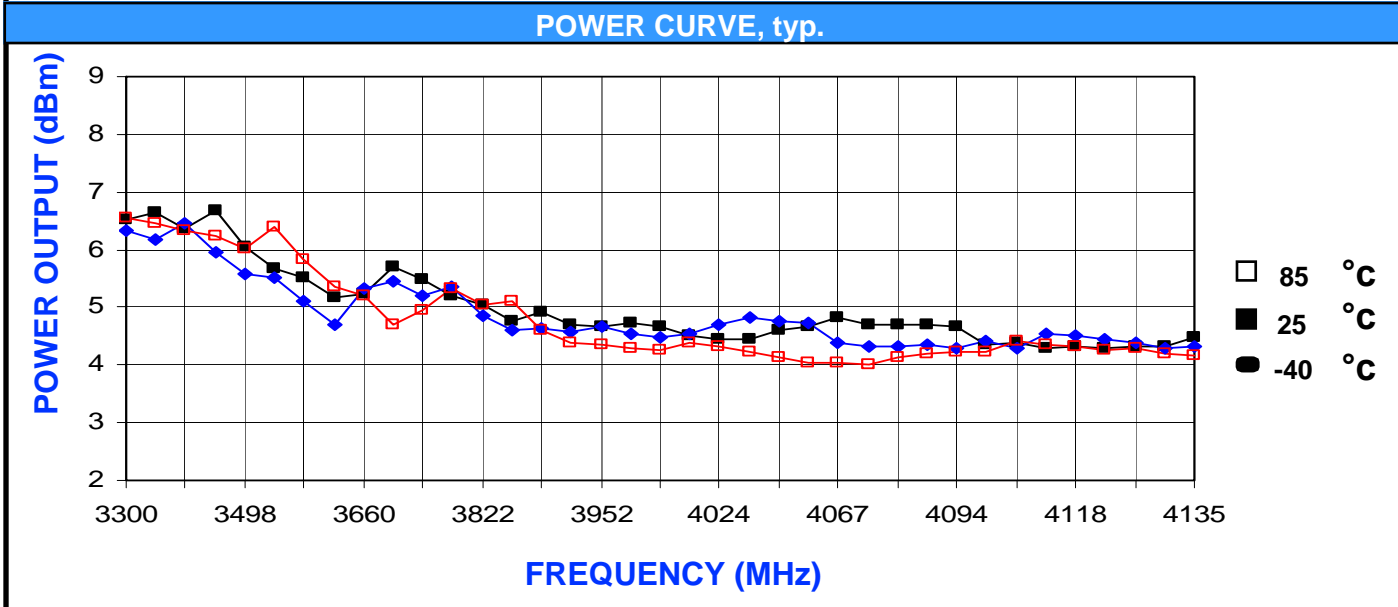
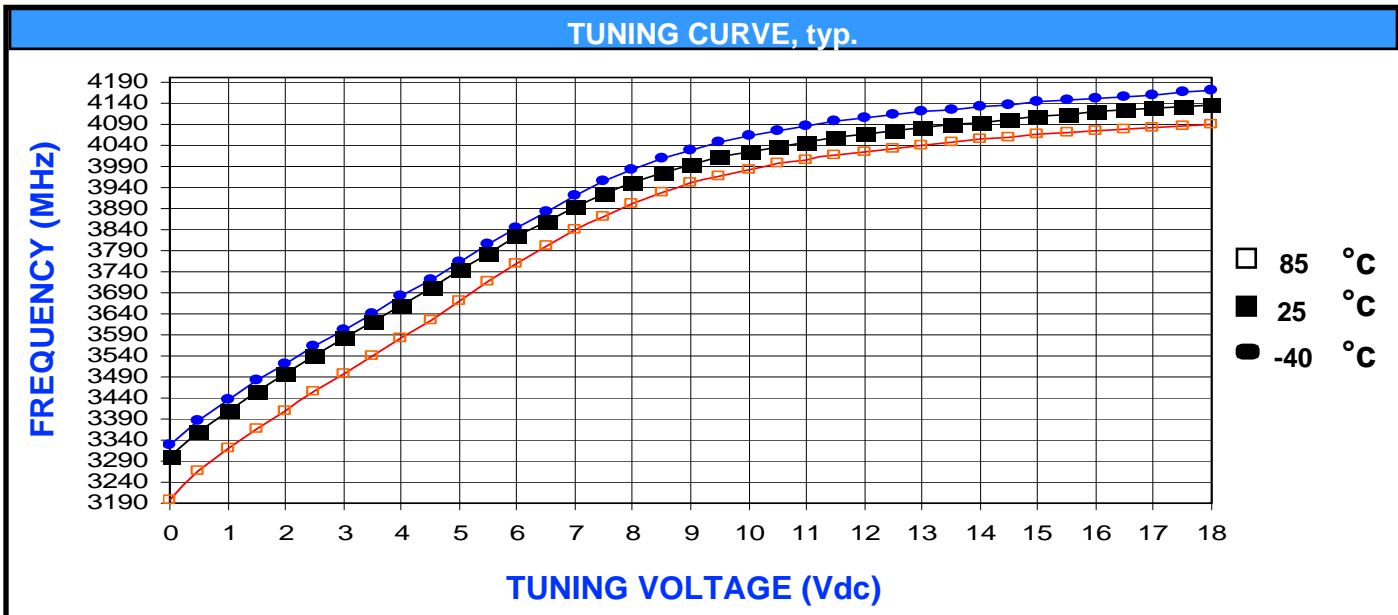
PERFORMANCE SPECIFICATIONS	VALUE	UNITS
Oscillation Frequency Range	3500 - 4000	MHz
Phase Noise @ 10 kHz offset (1 Hz BW, typ.)	-89	dBc/Hz
Harmonic Suppression (2nd, typ.)	-45	dBc
Tuning Voltage	2 - 18	Vdc
Tuning Sensitivity (avg.)	70	MHz/V
Power Output	5.5±2.5	dBm
Load Impedance	50	Ω
Input Capacitance (max.)	50	pF
Pushing	<4	MHz/V
Pulling (14dB Return Loss, Any Phase)	<12	MHz
Operating Temperature Range	-40 to 85	°C
Package Style	MINI-14H	
POWER SUPPLY REQUIREMENTS		
Supply Voltage (Vcc, nom.)	8	Vdc
Supply Current (Icc, typ.)	24	mA

All specifications are typical unless otherwise noted and subject to change without notice.

APPLICATION NOTES

- AN-100/1 : Mounting and Grounding of VCOs
- AN-102 : Proper Output Loading of VCOs
- AN-107 : How to Solder Z-COMM VCOs

NOTES:



PHYSICAL DIMENSIONS

