

AA3020SECK

SUPER BRIGHT ORANGE

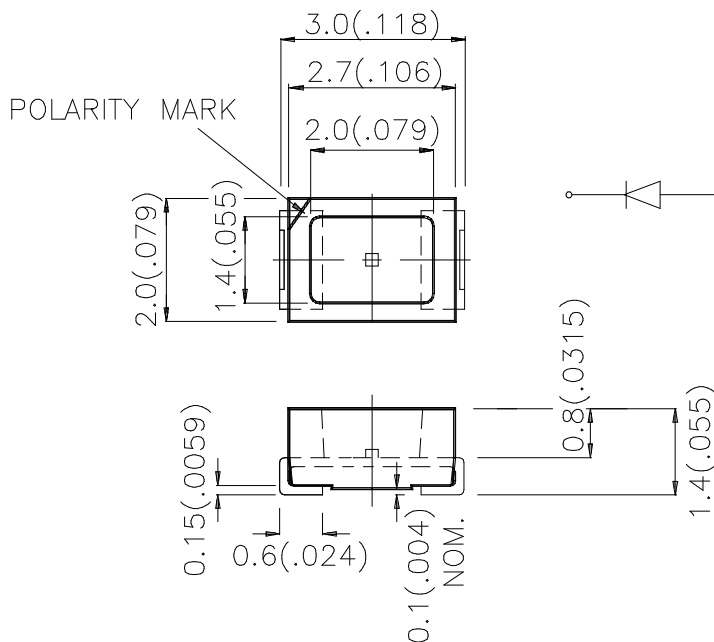
### Features

- 3.0mm X 2.0mm, 1.4mm HIGH, ONLY MINIMUM SPACE REQUIRED.
- SUITABLE FOR COMPACT OPTOELECTRONIC APPLICATIONS.
- LOW POWER CONSUMPTION.
- PACKAGE : 2000PCS / REEL.

### Description

The Super Bright Orange source color devices are made with DH InGaAlP on GaAs substrate Light Emitting Diode.

### Package Dimensions



#### Notes:

1. All dimensions are in millimeters (inches),
2. Tolerance is  $\pm 0.25(0.01)$ " unless otherwise noted.
3. Specifications are subject to change without notice.

## Selection Guide

| Part No.   | Dice                          | Lens Type   | Iv (mcd)<br>@ 20 mA |      | Viewing<br>Angle |
|------------|-------------------------------|-------------|---------------------|------|------------------|
|            |                               |             | Min.                | Typ. | 2θ1/2            |
| AA3020SECK | SUPER BRIGHT ORANGE (InGaAlP) | WATER CLEAR | 70                  | 150  | 90°              |

Note:

1. θ1/2 is the angle from optical centerline where the luminous intensity is 1/2 the optical centerline value.

## Electrical / Optical Characteristics at T<sub>A</sub>=25°C

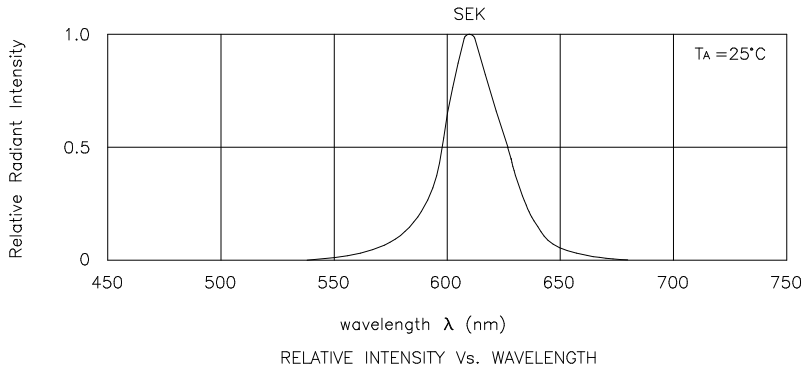
| Symbol            | Parameter                | Device              | Typ. | Max. | Units | Test Conditions           |
|-------------------|--------------------------|---------------------|------|------|-------|---------------------------|
| λ <sub>peak</sub> | Peak Wavelength          | Super Bright Orange | 610  |      | nm    | I <sub>F</sub> =20mA      |
| λ <sub>D</sub>    | Dominant Wavelength      | Super Bright Orange | 601  |      | nm    | I <sub>F</sub> =20mA      |
| Δλ <sub>1/2</sub> | Spectral Line Half-width | Super Bright Orange | 29   |      | nm    | I <sub>F</sub> =20mA      |
| C                 | Capacitance              | Super Bright Orange | 15   |      | pF    | V <sub>F</sub> =0V;f=1MHz |
| V <sub>F</sub>    | Forward Voltage          | Super Bright Orange | 2.1  | 2.5  | V     | I <sub>F</sub> =20mA      |
| I <sub>R</sub>    | Reverse Current          | Super Bright Orange |      | 10   | uA    | V <sub>R</sub> = 5V       |

## Absolute Maximum Ratings at T<sub>A</sub>=25°C

| Parameter                     | Super Bright Orange | Units |
|-------------------------------|---------------------|-------|
| Power dissipation             | 75                  | mW    |
| DC Forward Current            | 30                  | mA    |
| Peak Forward Current [1]      | 195                 | mA    |
| Reverse Voltage               | 5                   | V     |
| Operating/Storage Temperature | -40°C To +85°C      |       |

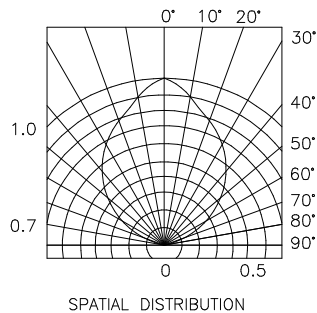
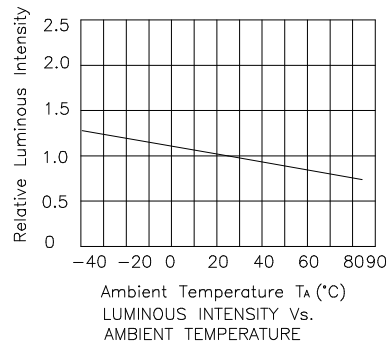
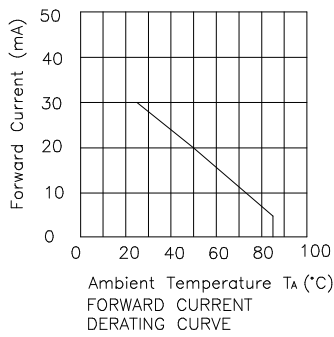
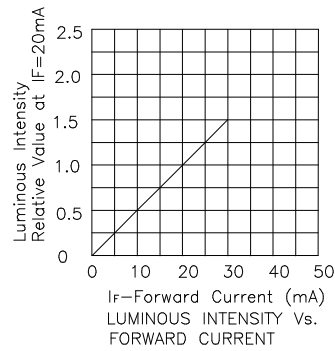
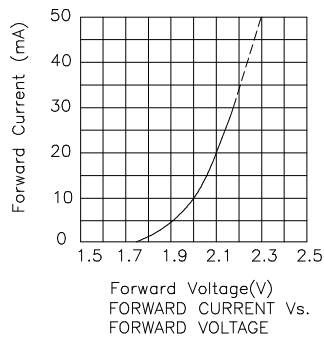
Note:

1. 1/10 Duty Cycle, 0.1ms Pulse Width.



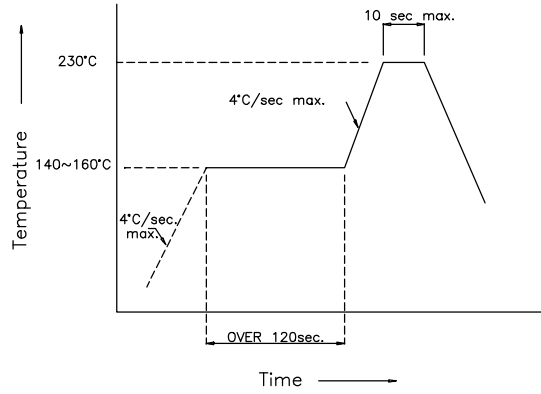
## Super Bright Orange

## AA3020SECK

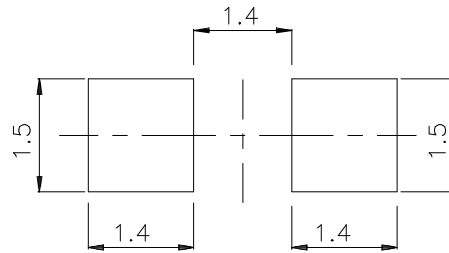


## AA3020SECK SMT Reflow Soldering Instruction

Number of reflow process shall be less than 2 times and cooling process to normal temperature is required between first and second soldering process.



### Recommended Soldering Pattern (Units : mm)



### Tape Specifications (Units : mm)

