

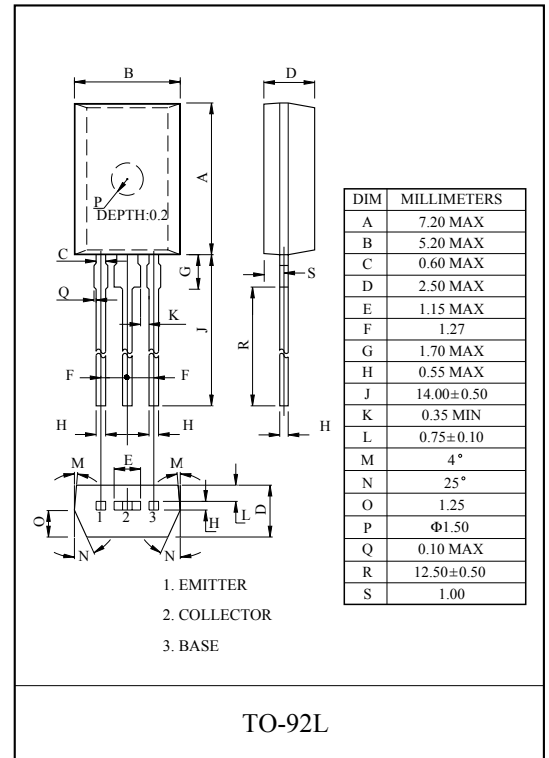
HIGH-DEFINITION CRT DISPLAY
VIDEO OUTPUT APPLICATION.

FEATURES

- High Voltage : $V_{CEO}=200V$.
- High Transition Frequency : $f_T=150MHz(Typ.)$.
- Low Collector Output Capacitance : $C_{ob}=1.7pF(Typ.)$.
- Complementary to KTA1070.

MAXIMUM RATING (Ta=25°C)

CHARACTERISTIC	SYMBOL	RATING	UNIT
Collector-Base Voltage	V_{CBO}	200	V
Collector-Emitter Voltage	V_{CEO}	200	V
Emitter-Base Voltage	V_{EBO}	5	V
Collector Current	DC	I_C	100
	Pulse	I_{cp}	200
Collector Power Dissipation	P_C	1	W
Junction Temperature	T_j	150	°C
Storage Temperature Range	T_{stg}	-55 ~ 150	°C

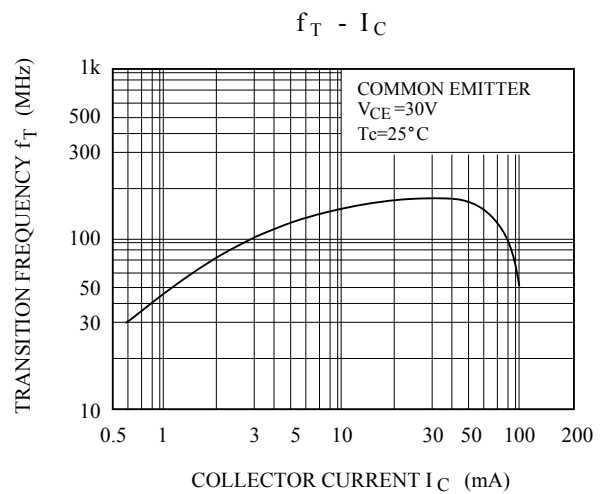
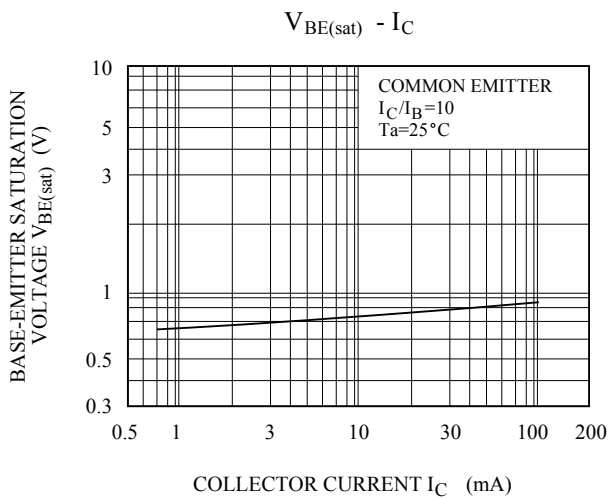
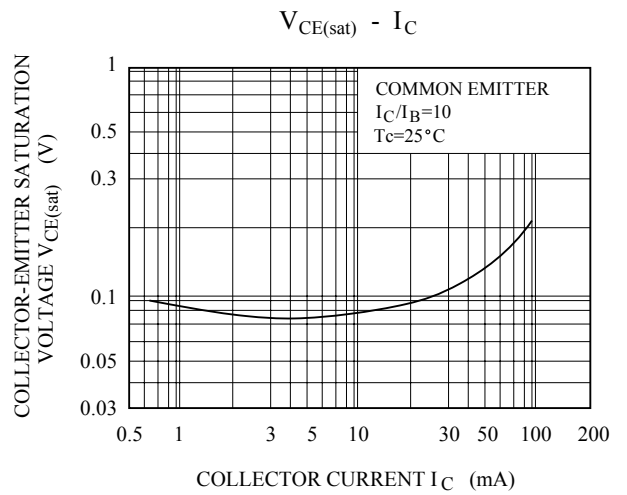
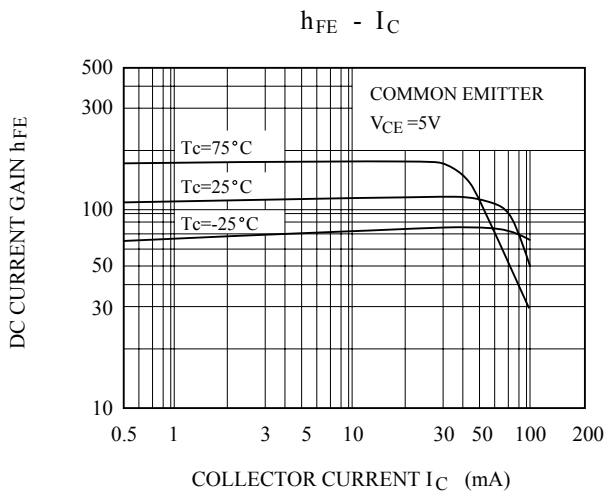
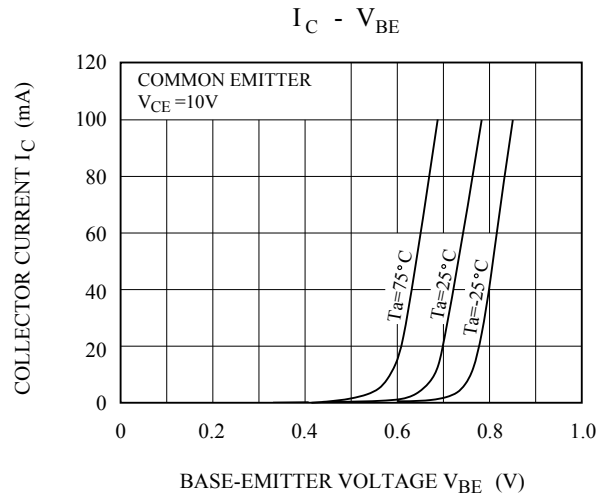
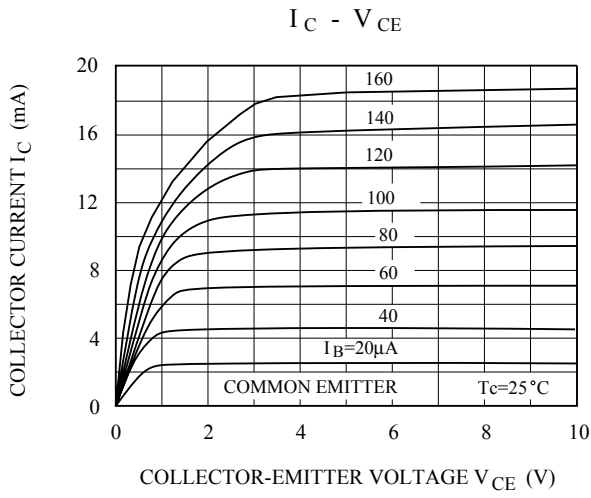


ELECTRICAL CHARACTERISTICS (Ta=25°C)

CHARACTERISTIC	SYMBOL	TEST CONDITION	MIN.	TYP.	MAX.	UNIT
Collector Cut-off Current	I_{CBO}	$V_{CB}=150V, I_E=0$	-	-	0.1	μA
Emitter Cut-off Current	I_{EBO}	$V_{EB}=4V, I_C=0$	-	-	0.1	μA
Collector-Emitter Breakdown Voltage	$V_{(BR)CEO}$	$I_C=1mA, I_B=0$	200	-	-	V
DC Current Gain	h_{FE}	$V_{CE}=5V, I_C=10mA$	70	-	240	-
Collector-Emitter Saturation Voltage	$V_{CE(sat)}$	$I_C=20mA, I_B=2mA$	-	-	0.6	V
Base-Emitter Saturation Voltage	$V_{BE(sat)}$	$I_C=20mA, I_B=2mA$	-	-	1.0	V
Transition Frequency	f_T	$V_{CE}=30V, I_C=10mA$	-	150	-	MHz
Collector Output Capacitance	C_{ob}	$V_{CB}=30V, I_E=0, f=1MHz$	-	1.7	-	pF
Reverse Transfer Capacitance	C_{re}	$V_{CB}=30V, I_E=0, f=1MHz$	-	1.2	-	pF

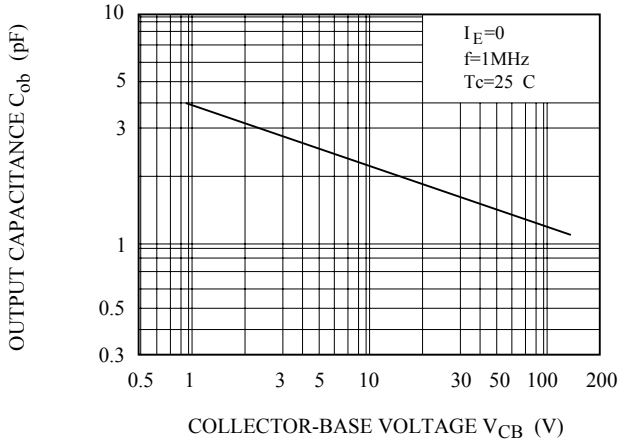
Note : h_{FE} Classification 0:70 ~ 140 , Y:120 ~ 240

KTC3467

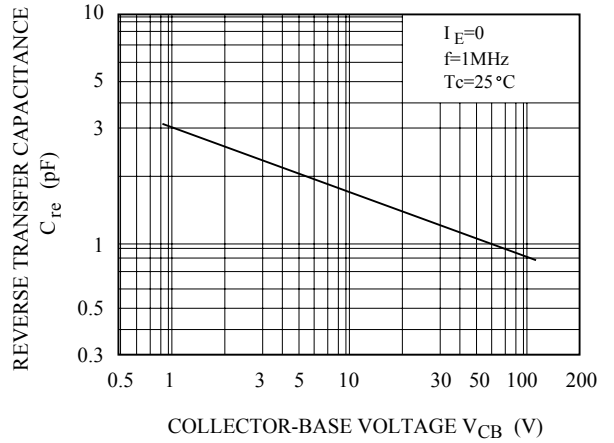


KTC3467

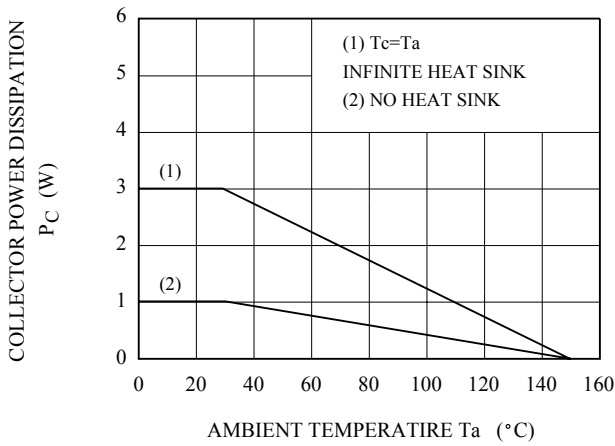
$C_{ob} - V_{CB}$



$C_{re} - V_{CB}$



$P_c - T_a$



SAFE OPERATING AREA

