



Frontier Electronics Corp.

667 E. COCHRAN STREET, SIMI VALLEY, CA 93065

TEL: (805) 522-9998 FAX: (805) 522-9989

E-mail: frontiersales@frontierusa.com

Web: <http://www.frontierusa.com>

1 WATT ZENER DIODE

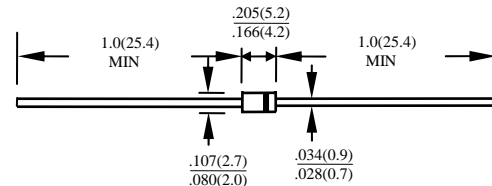
Z10-100-LFR THRU Z10-330-LFR

FEATURES

- PLASTIC PACKAGE HAS UNDERWRITERS LABORATORY FLAMMABILITY CLASSIFICATION 94V-0
- LOW ZENER IMPEDANCE
- EXCELLENT CLAMPING CAPABILITY
- ROHS

MECHANICAL DATA

- CASE: MOLDED PLASTIC, DO41, DIMENSIONS IN INCHES AND (MILLIMETERS)
- TERMINALS: AXIAL LEADS, SOLDERABLE PER MIL-STD-202, METHOD 208
- POLARITY: COLOR BAND DENOTES CATHODE
- WEIGHT: 0.34 GRAMS
- MOUNTING POSITION: ANY



MAXIMUM RATINGS AND ELECTRICAL CHARACTERISTICS RATINGS AT 25°C AMBIENT TEMPERATURE UNLESS OTHERWISE SPECIFIED STORAGE AND OPERATING TEMPERATURE RANGE -55°C TO + 150°C

ELECTRICAL CHARACTERISTICS (TA=25°C UNLESS OTHERWISE NOTED) VF=1.2V MAX, IF = 200mA FOR ALL TYPES							
TYPE	ZENER BREAKDOWN VOLTAGE	DYNAMIC IMPEDANCES @ 25°C TA				MAXIMUM REVERSE CURRENT @ MEASUREMENT VOLTAGE AND 25°C TA	
	V _Z	I _{ZT}	Z _{ZT}	I _{ZK}	Z _{ZK}	V _R	I _R
	V	mA	ohms	mA	ohms	V	μA
Z10-100-LFR	100	5	750	0.25	5000	75	0.5
Z10-110-LFR	110	5	750	0.25	5000	80	0.5
Z10-115-LFR	115	5	750	0.25	5000	85	0.5
Z10-120-LFR	120	5	850	0.25	5000	90	0.5
Z10-130-LFR	130	5	1000	0.25	5000	95	0.5
Z10-140-LFR	140	5	1200	0.25	5000	105	0.5
Z10-150-LFR	150	5	1300	0.25	5000	110	0.5
Z10-160-LFR	160	5	1500	0.25	5000	120	0.5
Z10-170-LFR	170	5	2200	0.25	5000	130	0.5
Z10-180-LFR	180	5	2200	0.25	5000	140	0.5
Z10-190-LFR	190	5	2500	0.25	5000	150	0.5
Z10-200-LFR	200	5	2500	0.25	8000	165	0.5
Z10-210-LFR	210	5	5000	0.25	9000	165	0.5
Z10-220-LFR	220	5	5000	0.25	9000	170	0.5
Z10-230-LFR	230	5	5000	0.25	9000	175	0.5
Z10-240-LFR	240	5	5000	0.25	9000	180	0.5
Z10-250-LFR	250	5	5000	0.25	9000	190	0.5
Z10-260-LFR	260	5	5000	0.25	9000	195	0.5
Z10-270-LFR	270	5	5000	0.25	9000	200	0.5
Z10-280-LFR	280	5	5000	0.25	9000	210	0.5
Z10-290-LFR	290	5	5000	0.25	9000	215	0.5
Z10-300-LFR	300	5	5000	0.25	9000	220	0.5
Z10-310-LFR	310	5	5000	0.25	9500	225	0.5
Z10-320-LFR	320	5	5000	0.25	9500	233	0.5
Z10-330-LFR	330	5	5000	0.25	9500	240	0.5

NOTE : STANDARD ±20%, SUFFIX "A" ±10%, SUFFIX "B" ±5%, SUFFIX "T" ±10V

RATING AND CHARACTERISTIC CURVES Z10-100-LFR THRU Z10-330-LFR

FIG. 1 - MAXIMUM CONTINUOUS POWER DISSIPATION

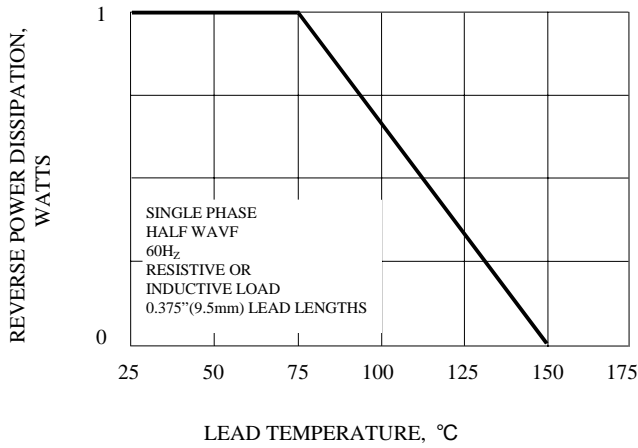


FIG. 2 - ZENER VOLTAGE VERSUS ZENER CURRENT

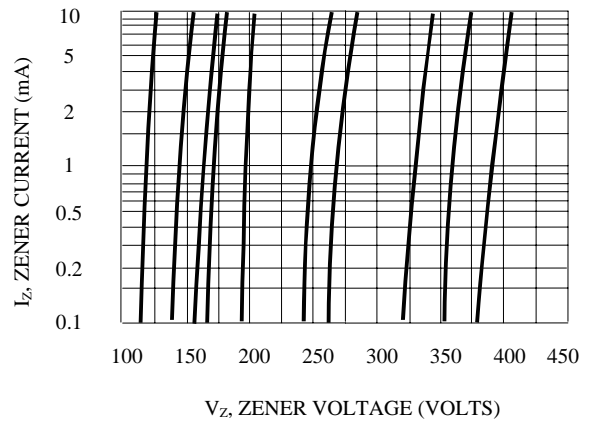


FIG. 3 - TYPICAL INSTANTANEOUS FORWARD CHARACTERISTICS

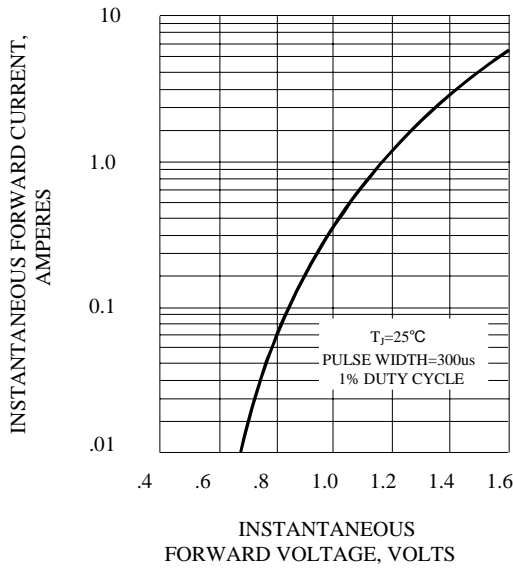


FIG. 4 - TYPICAL REVERSE CHARACTERISTICS

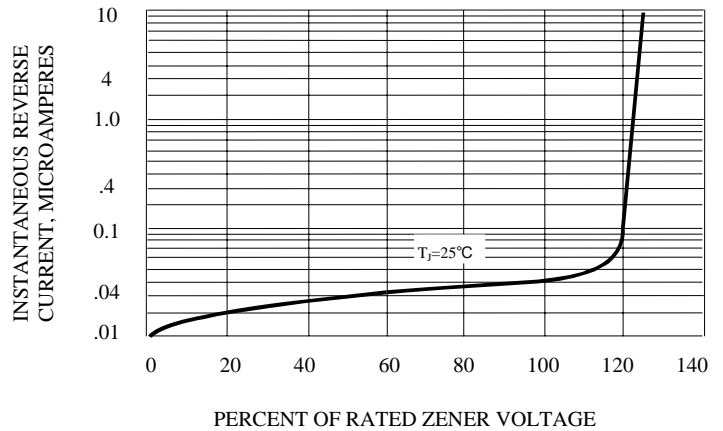


FIG. 5 - TYPICAL TEMPERATURE COEFFICIENTS

