

Features

- Transient protection for data lines to **IEC 61000-4-2(ESD) 15KV(air), 8KV(contact)**
- Small package for use in portable equipment.

Applications

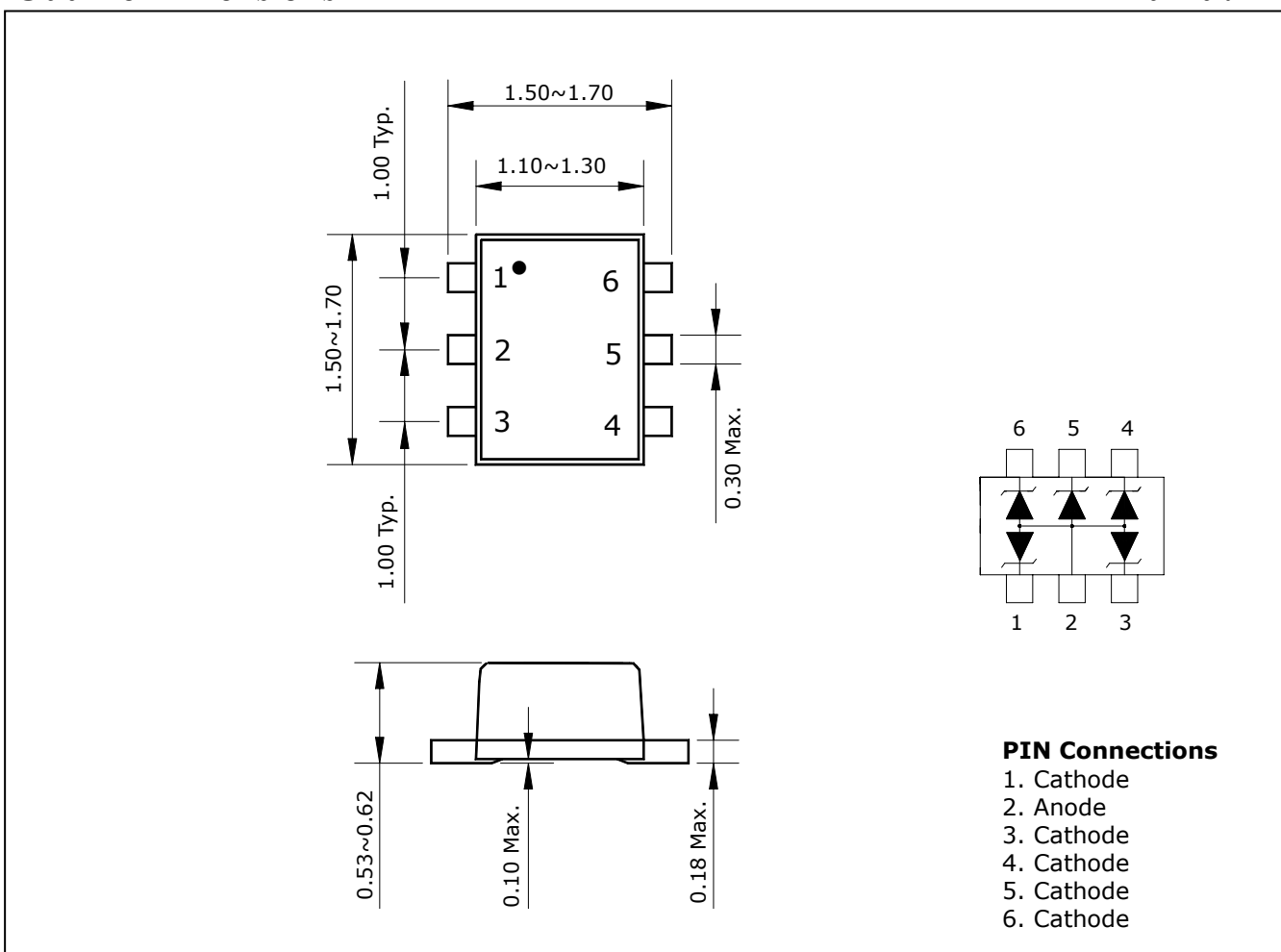
- ESD Protection

Ordering Information

Type NO.	Marking	Package Code
SDT6D8EF	6U8	SOT-563F

Outline Dimensions

unit : mm



Absolute Maximum Ratings

(Ta=25°C)

Characteristic	Symbol	Rating	Unit
Peak pulse power (tp = 8/20 μs)	P _{PK}	40	W
Power dissipation	P _D	150	mW
Zener current	I _Z	10	mA
Junction temperature	T _J	150	°C
Storage temperature range	T _{stg}	-55 ~ +150	°C

Electrical Characteristics

(Ta=25°C)

Characteristic	Symbol	Test Condition	Min.	Typ.	Max.	Unit	
Zener voltage	V _Z	I _Z =1mA	6.5	-	7.5	V	
Reverse current	I _R	V _R =3.5V	-	-	0.5	μA	
Forward voltage	V _F	I _F =50mA	-	0.9	1.2	V	
ESD Voltage (IEC61000-4-2)	-	C=150pF, R=330Ω (Repeat by 10 times)	Contact	±8	-	-	KV
			Air	±15	-	-	
Total capacitance	C _T	V _R =0V, f=1MHz	-	30	-	pF	

※ Recommend PCB solder land (Unit : mm)

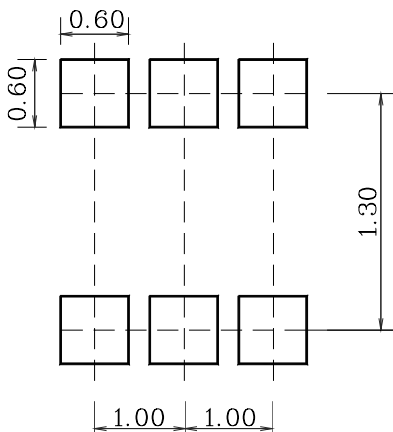


Fig. 1 V_Z-I_Z

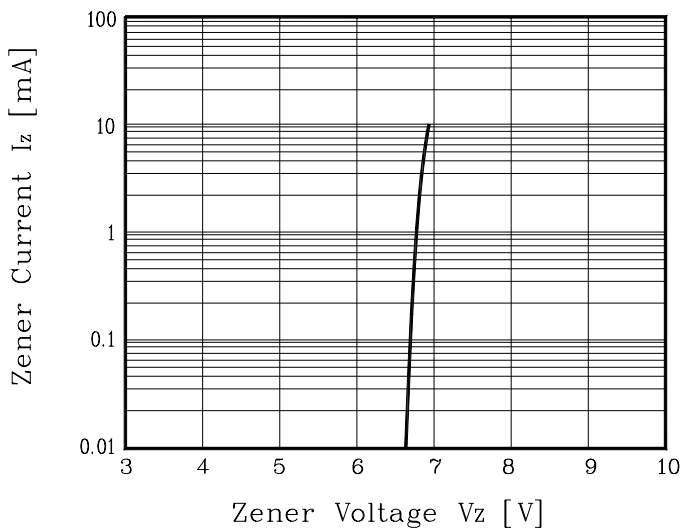


Fig. 2 I_R-V_R

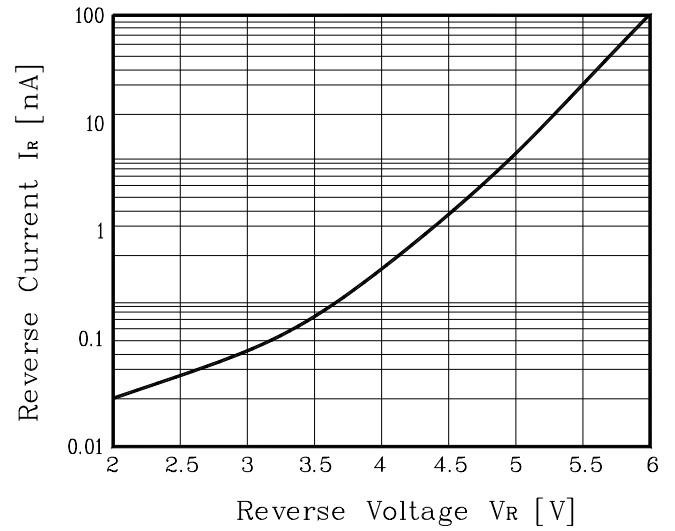
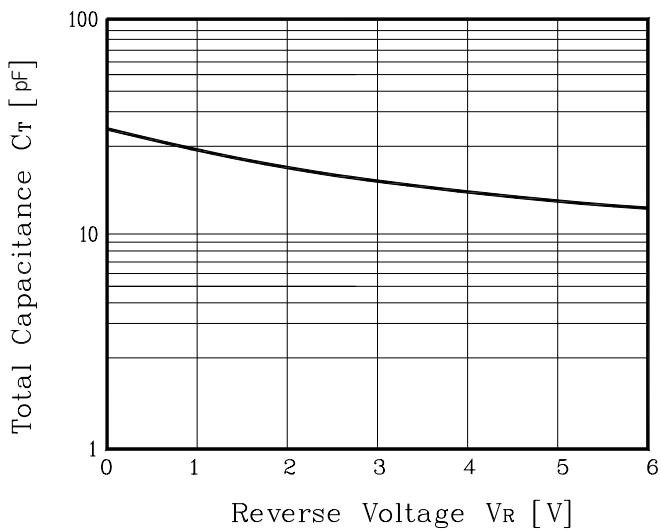


Fig. 3 C_j-V_R



The AUK Corp. products are intended for the use as components in general electronic equipment (Office and communication equipment, measuring equipment, home appliance, etc.).

Please make sure that you consult with us before you use these AUK Corp. products in equipments which require high quality and / or reliability, and in equipments which could have major impact to the welfare of human life(atomic energy control, airplane, spaceship, transportation, combustion control, all types of safety device, etc.). AUK Corp. cannot accept liability to any damage which may occur in case these AUK Corp. products were used in the mentioned equipments without prior consultation with AUK Corp..

Specifications mentioned in this publication are subject to change without notice.