

# Small 4-Pin Thru-hole Common Mode Choke

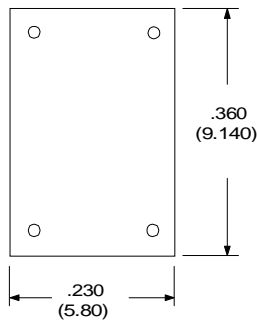
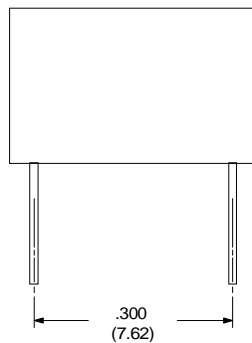
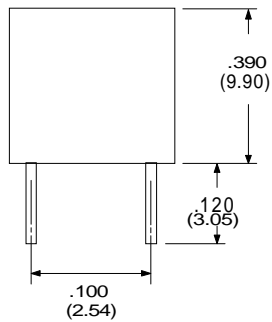
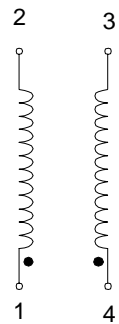
Electrical Specifications at 25° C

Part Number	Pri. Ind. OCL, Min. (μH)	DCR Max. (Ω)	Common Mode Attenuation (dB) Typ.								
			100k	1MHz	10MHz	30MHz	50MHz	100MHz	300MHz	500MHz	1GHz
F-132	140	0.6	14	34	45	49	50	47	38	32	25

Operating Temperature Range: 0 °C to +70 °C

- Reduces radiated EMI emissions
- Filter common mode noise for EMI reduction
- Common mode attenuation from 100 kHz to 1 GHz

Schematic Diagram



Physical Dimensions inches (mm)

RHOMBUS P/N: F-132

CUST P/N:

NAME:

DATE: 12/12/01

SHEET: 1 OF 1