


RoHS Safe-T-Plus Fuse 259 Series




Description

The Safe-T-Plus 259 Series offers a range of encapsulated fuses designed to enable greater safety for operating electronic equipment within potentially explosive environments. Originally designed to serve the needs of gas plants, petrochemical and processing industries, these fuses are certified for use within intrinsically safe apparatus ATEX (EN 60079-0:2009 & EN 60079-11:2007), IECEx (IEC 60079-0:2007 & IEC 60079-11:2006).

The encapsulation material is Polyamide 6 at a minimum depth of 1mm (3mm typically) and has a CTI (Comparative Tracking Index) of greater than 175. The leads are separated by a minimum clearance and creepage distance of 9 mm and hence are suitable for use in intrinsically safe apparatus for voltage not exceeding 125V rms (190V peak).

Agency Approvals

Agency	Agency File Number	Ampere Range
Baseefa	Baseef02ATEX0071U IECEX BAS 10.0098U	62mA - 1A
	E10480	500mA, 750mA

Features

- Hermetically sealed
- 62mA - 5A range options
- Designed to operate within environments where there is danger of gas explosion from faulty circuits
- Meet certification for use within intrinsically safe apparatus for applications such as gas plants, petrochemical and processing industries


Electrical Characteristics for Series

% of Ampere Rating	Opening Time
100%	4 Hours, Minimum
200%	5 Seconds, Maximum

Applications

- Testing, measuring or processing electronic and electrical equipment

Electrical Specifications by Items

Ampere Rating (A)	Amp Code	Interrupting Rating	Nominal Cold Resistance (Ohms)	Nominal Melting I ² t (A ² Sec.)	Nom Voltage Drop (mV)	Agency Approvals	
						Baseefa	
0.062	.062	50A @ 125 VAC 300A @ 125 VDC	7.00	0.00016	2.10	x	
0.125	.125		1.70	0.0012	1.30	x	
0.250	.250		0.67	0.0095	0.83	x	
0.375	.375		0.395	0.025	0.81	x	
0.500	.500		0.302	0.0598	0.78	x	x
0.750	.750		0.175	0.153	0.23	x	x
1.00	1.00		0.128	0.256	0.24	x	
3.00	003		0.275	1.27	0.131		
5.00	005		0.0158	4.14	0.110		

Schedule of limitations:

- 1) The fuse must be so mounted that creepage and clearance distances aren't impaired in any way.
- 2) The fuse is suitable for use in intrinsically safe equipment for voltages not exceeding 190V peak.
- 3) Maximum surface temperature rise at 170% rated current ≤750mA=40°C, 1A=55°C, 3A=118°C and 5A=135°C.

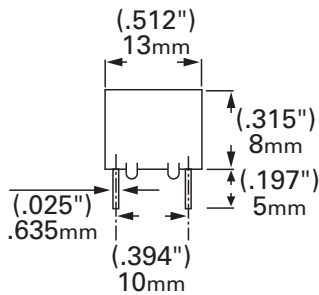
Product Characteristics

Operating Temperature	- 55°C to 90°C
Thermal Shock	Withstands 5 cycles of - 55°C to 125°C
Vibration	Per MIL-STD-202F
Insulation Resistance (After Opening)	Greater than 10,000 ohms

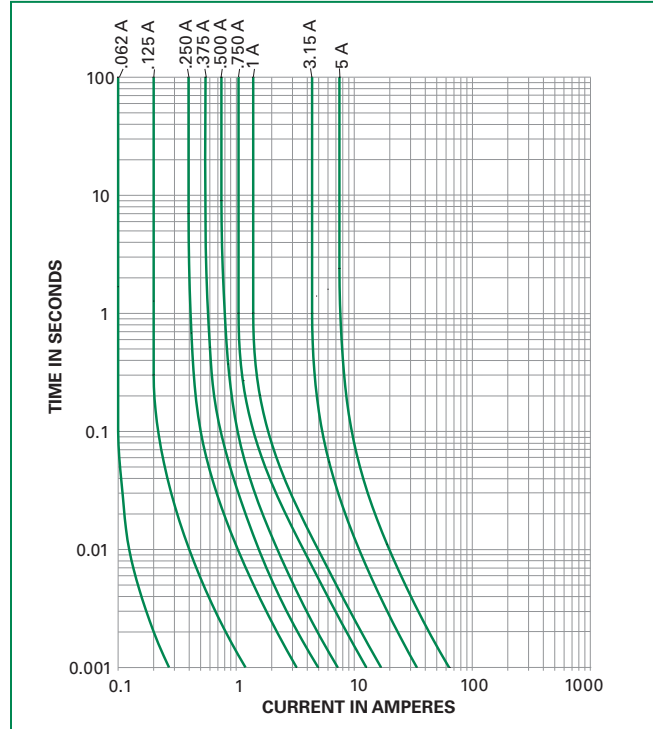
Soldering Parameters

Wave Soldering	260°C, 10 seconds max.
-----------------------	------------------------

Dimensions



Average Time Current Curves



Part Numbering System

0259.062M

SERIES

AMP Code

The dot is positioned before the Packaging Suffix with whole ratings and within the numbering sequence for fractional ratings. Refer to Amp Code column in the Electrical Specifications table.

PACKAGING Code

M = Bulk pack, 1000 pcs
 T = Bulk pack, 10 pcs

Example:

1 amp product is
 0259**001**.M
 (.062 amp product shown).