

PLEASE CHECK WWW.MOLEX.COM FOR LATEST PART INFORMATION

Part Number: [0738000000](#)
Status: **Active**
Overview: [hdm](#)
Description: 2.00mm (.079") Pitch HDM® Board-to-Board Midplane Header, Vertical, SMC, Press-Fit, Long Pin, Open End Option, 72 Circuits

Documents:

3D Model	Product Specification PS-73780-999 (PDF)
Test Summary (PDF)	RoHS Certificate of Compliance (PDF)
Drawing (PDF)	

Agency Certification

CSA	LR19980
UL	E29179

General

Product Family	Backplane Connectors
Series	73800
Application	Midplane
Component Type	PCB Header
Overview	hdm
Product Name	HDM®
Style	N/A

Physical

Circuits (Loaded)	72
Circuits (maximum)	72
Color - Resin	Black, Natural
Durability (mating cycles max)	250
First Mate / Last Break	No
Flammability	94V-0
Guide to Mating Part	No
Keying to Mating Part	None
Material - Plating Mating	Gold
Material - Plating Termination	Gold
Material - Resin	High Temperature Thermoplastic
Number of Columns	12
Number of Pairs	Open Pin Field
Number of Rows	6
Orientation	Vertical
PC Tail Length (in)	0.453 In
PC Tail Length (mm)	11.50 mm
PCB Locator	No
PCB Retention	Yes
PCB Thickness Recommended (in)	0.157 In
PCB Thickness Recommended (mm)	4.00 mm
Packaging Type	Tube
Pitch - Mating Interface (in)	0.079 In
Pitch - Mating Interface (mm)	2.00 mm
Pitch - Term. Interface (in)	0.079 In
Pitch - Term. Interface (mm)	2.00 mm
Plating min: Mating (µin)	30
Plating min: Mating (µm)	0.75
Plating min: Termination (µin)	2
Plating min: Termination (µm)	0.05
Polarized to PCB	No

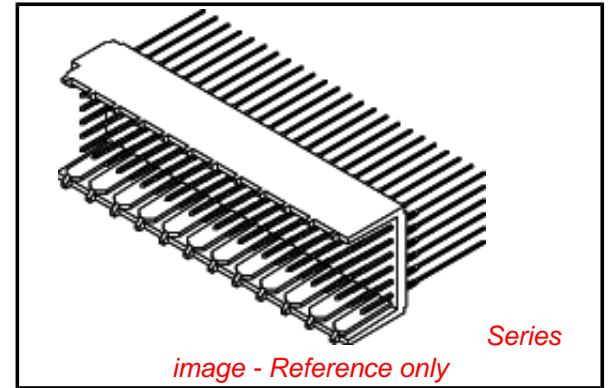


image - Reference only

EU RoHS

RoHS Compliant by Exemption

REACH SVHC

Not Reviewed

Halogen-Free

Status

Not Reviewed

Need more information on product environmental compliance?

Email productcompliance@molex.com
 For a multiple part number RoHS Certificate of Compliance, [click here](#)

Please visit the [Contact Us](#) section for any non-product compliance questions.

China RoHS



Search Parts in this Series

[73800Series](#)

Mates With

[73632 HDM PLUS® Board-to-Board Daughtercard Receptacle](#). [73780 HDM® Board-to-Board Daughtercard Receptacle](#)

Application Tooling | FAQ

Tooling specifications and manuals are found by selecting the products below. Crimp Height Specifications are then contained in the Application Tooling Specification document.

Global

Description

Product #

Flat Rock Tooling for [0622013700](#)
 Pneumatic Press

Stackable	No
Surface Mount Compatible (SMC)	Yes
Temperature Range - Operating	-55°C to +105°C

Electrical

Current - Maximum per Contact	1A
Data Rate	1.0 Gbps
Real Signals (per 25mm)	75
Shielded	No
Voltage - Maximum	250V AC

Material Info

Reference - Drawing Numbers

Packaging Specification	PK-70873-0868
Product Specification	PS-73780-999
Sales Drawing	SD-73800-001

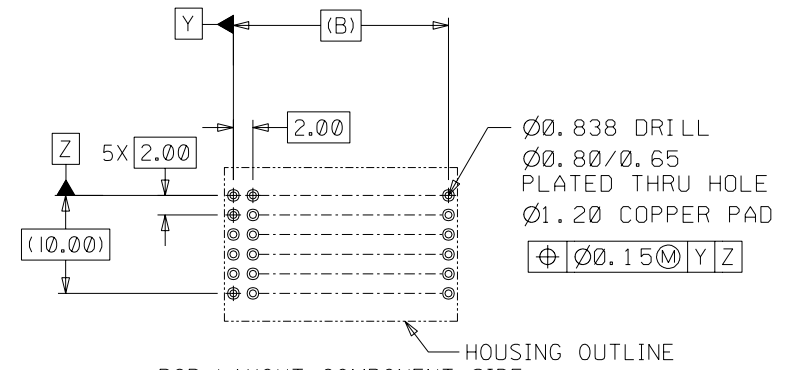
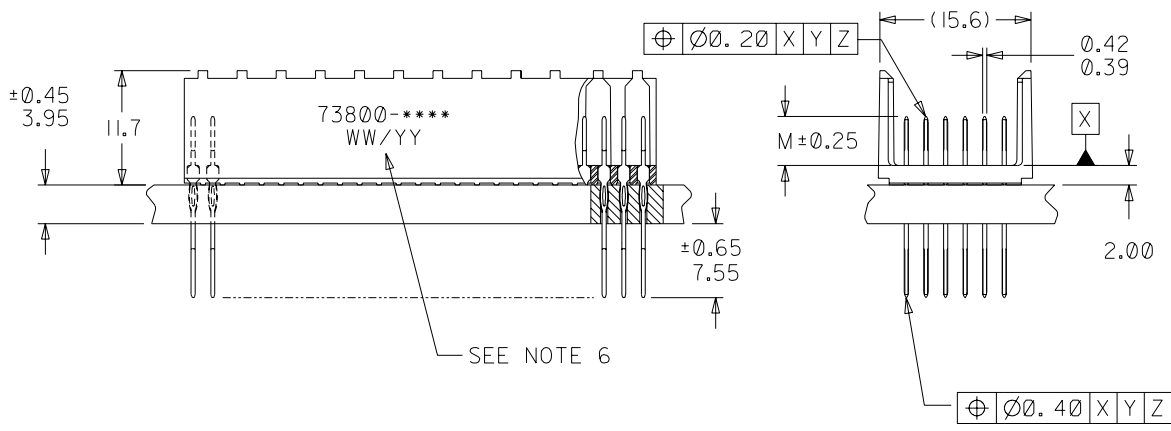
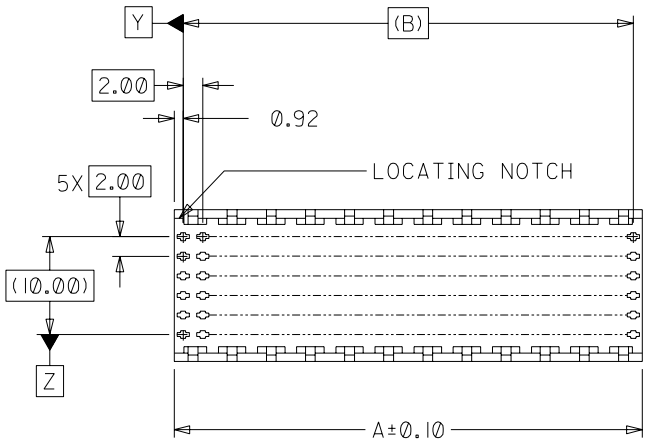
HDM and High Density Metric are trademarks of Amphenol Corporation

This document was generated on 05/14/2010

PLEASE CHECK WWW.MOLEX.COM FOR LATEST PART INFORMATION

NOTES:

1. MATERIALS: HOUSING - LIQUID CRYSTAL POLYMER (LCP), GLASS-FILLED, UL94V-0, COLOR: BLACK, TERMINAL - PHOSPHOR BRONZE.
2. FINISHES: SELECTIVE GOLD (Au) IN CONTACT AREA, 0.00076mm MINIMUM THICKNESS; NICKEL (Ni) AND GOLD FLASH OVERALL SELECTIVE GOLD (Au) IN CONTACT AREA, 0.00076mm MINIMUM THICKNESS; SELECTIVE TIN/LEAD (Sn/Pb) IN COMPLIANT AREA, NICKEL (Ni) OVERALL.
3. THIS PART CONFORMS TO MOLEX PRODUCT SPECIFICATION PS-73780-999.
4. FOR MIXED CONTACT MATING LENGTHS, CONSULT FACTORY FOR AVAILABILITY.
5. PACKAGE PER PK-70873-0868.
6. PARTS MARKED WITH PART NUMBER AND DATE CODE, ON EITHER SIDE, APPROXIMATELY WHERE SHOWN.



PCB LAYOUT: COMPONENT SIDE
RECOMMENDED PCB THICKNESS: 3.95±0.45

MATERIAL NUMBER	NUMBER OF CONTACTS	DIM "A"	DIM "B"	DIM "M"	PLATING
73800-0000	72	23.84	22.00	5.00	GOLD/GOLD FLASH
73800-0200	72	23.84	22.00	6.00	GOLD/GOLD FLASH
73800-1000	144	47.84	46.00	5.00	GOLD/GOLD FLASH
73800-1200	144	47.84	46.00	6.00	GOLD/GOLD FLASH
73800-2000	72	23.84	22.00	5.00	GOLD/TIN-LEAD
73800-2200	72	23.84	22.00	6.00	GOLD/TIN-LEAD
73800-3000	144	47.84	46.00	5.00	GOLD/TIN-LEAD
73800-3200	144	47.84	46.00	6.00	GOLD/TIN-LEAD

REVISED
EC NO. UCP2004-1438
DRWN: BINGHAM 04/02/04
CHK: REED 04/02/04
APPR: BIXLER 04/02/04

QUALITY SYMBOLS
MAJOR $\nabla = 0$
CRITICAL $\nabla C = 0$

DESCRIPTION
REV H

GENERAL TOLERANCES: (UNLESS SPECIFIED)

	mm	INCH
4 PLACES	±0.	±.
3 PLACES	±0.	±.
2 PLACES	±0.05	±.
1 PLACE	±0.10	±.

ANGULAR: ± 1/2°

DRAFT WHERE APPLICABLE MUST REMAIN WITHIN DIMENSIONS

SCALE 2 : 1

DESIGN UNITS mm INCH

THIRD ANGLE PROJECTION

DRAWN BY & DATE
JBINGHAM 97/05/16

CHECKED BY & DATE
SREED 97/05/16

APPROVED BY & DATE
CBIXLER 97/05/16

CAD FILENAME
S73800X1.DGN

TITLE: SALES ASSEMBLY
HDM DOUBLE-END MIDPLANE
OPEN END OPTION

MOLEX MOLEX INCORPORATED

MATERIAL NO. SEE CHART
DRAWING NO. SD-73800-001
SHEET NO. 1 OF 1

DIMENSIONS: mm INCH mm ONLY

SHT REV
REVISE ON CAD ONLY

THIS DRAWING CONTAINS INFORMATION THAT IS PROPRIETARY TO MOLEX INCORPORATED AND SHOULD NOT BE USED WITHOUT WRITTEN PERMISSION.

SIZE B