

1S1885 ~ 1S1888

PRV : 100 ~ 600 Volts
Io : 1.0 Ampere

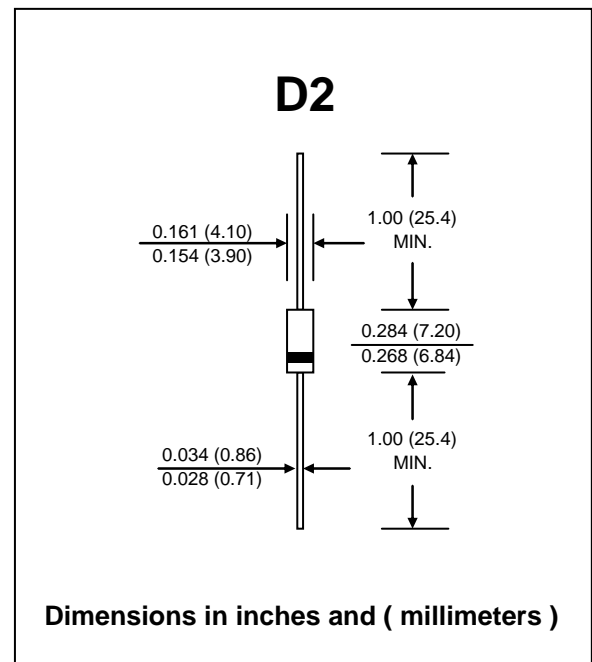
FEATURES :

- * High current capability
- * High surge current capability
- * High reliability
- * Low reverse current
- * Low forward voltage drop
- * **Pb / RoHS Free**

MECHANICAL DATA :

- * Case : D2 Molded plastic
- * Epoxy : UL94V-O rate flame retardant
- * Lead : Axial lead solderable per MIL-STD-202, Method 208 guaranteed
- * Polarity : Color band denotes cathode end
- * Mounting position : Any
- * Weight : 0.465 gram

SILICON RECTIFIER DIODES



MAXIMUM RATINGS AND ELECTRICAL CHARACTERISTICS

Rating at 25 °C ambient temperature unless otherwise specific.

Single phase, half wave, 60 Hz, resistive or inductive load.

For capacitive load, derate current by 20%.

RATING	SYMBOL	1S1885	1S1886	1S1887	1S1888	UNIT
Maximum Repetitive Peak Reverse Voltage	V _{RRM}	100	200	400	600	V
Maximum Average Forward Current Ta = 65 °C	I _F	1.0				A
Maximum Peak One Cycle Surge Forward Current (Non-repetitive)	I _{FSM}	60 (50Hz)				A
		66 (60Hz)				
Maximum Forward Voltage at I _F = 1.5 A.	V _F	1.2				V
Maximum Repetitive Peak Reverse Current (V _{RRM} = Rated)	I _R	10				μA
	I _{R(H)}	400 (T _j = 150 °C)				
Maximum Thermal Resistance (Junction to Ambient)	R _{th(j-a)}	100				°C/W
Junction Temperature Range	T _J	- 40 to + 150				°C
Storage Temperature Range	T _{STG}	- 40 to + 150				°C

RATING AND CHARACTERISTIC CURVES (1S1885 - 1S1888)

FIG.1 - DERATING CURVE FOR OUTPUT RECTIFIED CURRENT

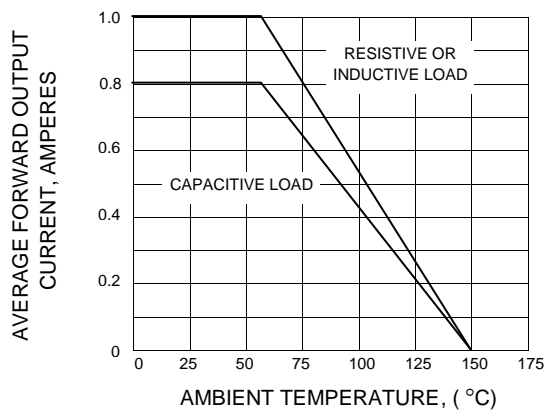


FIG.2 - MAXIMUM NON-REPETITIVE PEAK FORWARD SURGE CURRENT

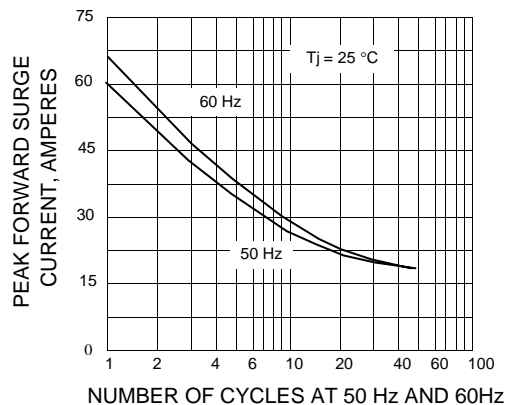


FIG.3 - TYPICAL FORWARD CHARACTERISTICS

