

VFXO203

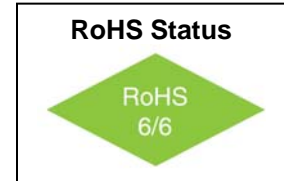
XO – Ultra Low Power

3.2x2.5mm SMD, CMOS



Features

- 0.8MHz to 110MHz Frequency Range
- 3.3V, 2.8V, 2.5V, or 1.8V Supply Voltage
- Tight symmetry
- Low Jitter
- Low power consumption



Applications

- Portable Communications
- Test & Measurement
- Gigabit Ethernet

Electrical Specifications

Parameter	Symbol	Condition	Min	Typ	Max	Unit	Note
Frequency Range	F	3.3V 2.5V 1.8V	0.8		110 90 75	MHz	Consult Factory for Standard Frequencies
Frequency Stability	$\Delta F/F$	Over all conditions of :- Operating Temperature; Supply Voltage; 1 Year Aging; shock & vibration			± 100 ± 50 ± 25 ± 20	ppm	Order Code A Order Code B Order Code C Order Code D
Operating Temperature	T		-10° -20° -40°		+60° +70° +85°	°C	Order Code C Order Code D Order Code G
Output			CMOS 15pF				
Supply Voltage	V _{DD}		2.97 2.52 2.25 1.62	3.30 2.80 2.50 1.80	3.63 3.08 2.75 1.98	V	Order Code E Order Code L Order Code G Order Code H
Supply Current	I _{CC} MAX	0.8MHz ≤ F _o < 20MHz 20MHz ≤ F _o < 40MHz 40MHz ≤ F _o < 80MHz 80MHz ≤ F _o < 90MHz 90MHz < F _o	3.3V 10 15 15 20 25	2.8V 8 10 10 15 -	2.5V 8 10 10 15 -	1.8V 6 7 10 - -	mA Max Current across entire temp range
TRISTATE		Output Active or Enable Output in High Impedance State (Disable)	0.7 V _{DD}			V 0.3 V _{DD}	



VFXO203

XO – Ultra Low Power

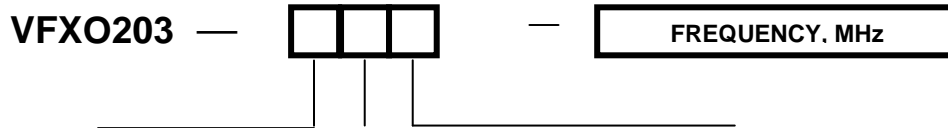
3.2x2.5mm SMD, CMOS



Electrical Specifications

Parameter	Symbol	Condition	Min	Typ	Max	Unit	Note
Duty Cycle			45	50	55	%	
Rise / Fall Time	Tr/Tf	10% to 90% of V _{DD}			5.0	ns	
Logic “1” Level	Voh		90% V _{DD}		-	V	
Logic “0” Level	Vol		-		10% V _{DD}	V	
Start up time					8	ms	
RMS Jitter	Tj	12KHz to 20MHz			1	ps	
Storage Temperature	Ts		-55		+125°	°C	

How to Order



Frequency Stability	
Code	Output
A	±100ppm
B	± 50ppm
C	± 25ppm
D	± 20ppm

Temp. Range	
Code	Output
C	-10°C ~ 60°C
D	-20°C ~ 70°C
G	-40°C ~ 85°C

Supply Voltage	
Code	Output
E	3.3V
G	2.5V
H	1.8V
L	2.8V

Available Frequency Stabilities over Operating Temperature Ranges

Code	Temperature Range	±100ppm	±50ppm	±25ppm	±20ppm
C	-10°C to 60°C	*	*	*	*
D	-20°C to 70°C	*	*	*	*
G	-40°C to 85°C	*	*	*	

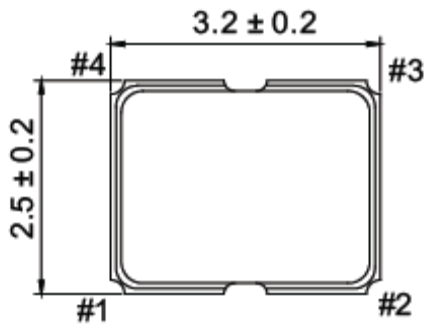


VFXO203
XO – Ultra Low Power
3.2x2.5mm SMD, CMOS



Environmental and Mechanical

Parameter	Specification
Mechanical Shock	Per MIL-STD-202, Method 213, Condition E
Thermal Shock	Per MIL-STD-883, Method 1011, Condition A
Vibration	Per MIL-STD-883, Method 2007, Condition A
Soldering Conditions	260°C for 10s max
Hermetic Seal	Leak rate less than 5×10^{-8} atm.cc/s of helium



Pin #	Connection
1	TRISTATE
2	GND
3	Output
4	V _{DD}

