

Surface Mount RF Transformer

ADTL1-12+ ADTL1-12

50Ω 20 to 1200 MHz



CASE STYLE: CD542
PRICE: \$2.95 ea. QTY (10-49)

Maximum Ratings

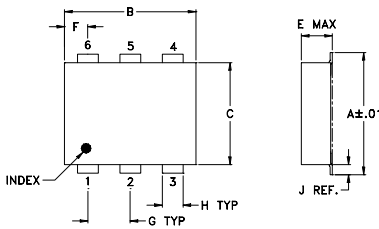
Operating Temperature	-20°C to 85°C
Storage Temperature	-55°C to 100°C
RF Power	2W
DC Current	30mA

Permanent damage may occur if any of these limits are exceeded.

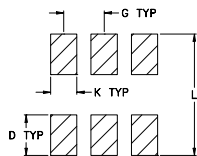
Pin Connections

PRIMARY DOT	1
PRIMARY	3
SECONDARY DOT	6
SECONDARY	4
NOT USED	2,5

Outline Drawing



PCB Land Pattern



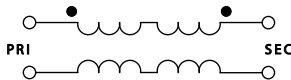
Suggested Layout,
Tolerance to be within ±.002

Outline Dimensions (inch/mm)

A	B	C	D	E	F	G
.272	.310	.220	.100	.112	.055	.100
6.91	7.87	5.59	2.54	2.84	1.40	2.54
H	J	K	L	wt		
.030	.026	.065	.300	grams		
0.76	0.66	1.65	7.62	0.20		

Demo Board MCL P/N: TB-94

Config. G



Features

- wideband, 20 to 1200 MHz
- balanced transmission line
- excellent amplitude unbalance, 0.3 dB typ. and phase unbalance, 3 deg. typ. in 1 dB bandwidth
- RF power, 2W
- aqueous washable
- protected under US patent 6,133,525

Applications

- impedance matching
- balanced amplifier
- baluns
- cellular
- VHF

Transformer Electrical Specifications

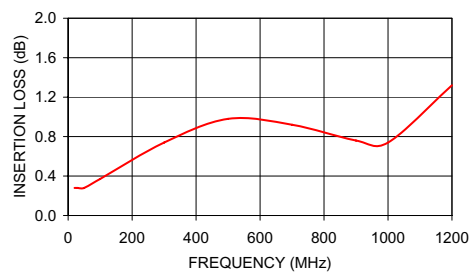
Ω RATIO	FREQUENCY (MHz)	INSERTION LOSS*			PHASE UNBALANCE (Deg.) Typ.		AMPLITUDE UNBALANCE (dB) Typ.	
		3 dB MHz	2 dB MHz	1 dB MHz	1 dB bandwidth	2 dB bandwidth	1 dB bandwidth	2 dB bandwidth
1	20-1200	-	20-1200	50-1000	3	4	0.3	0.5

* Insertion Loss is referenced to mid-band loss, 0.6 dB typ.

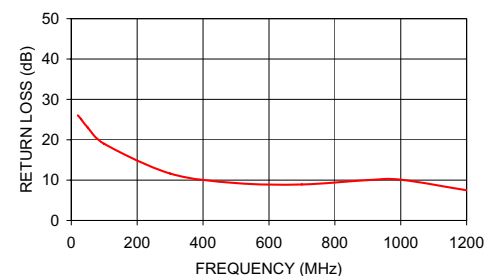
Typical Performance Data

FREQUENCY (MHz)	INSERTION LOSS (dB)	INPUT R. LOSS (dB)	AMPLITUDE UNBALANCE (dB)	PHASE UNBALANCE (Deg.)
20.00	0.28	26.05	0.32	3.48
30.00	0.28	25.08	0.26	2.31
50.00	0.28	23.04	0.28	1.42
100.00	0.37	18.99	0.23	0.30
300.00	0.74	11.63	0.17	0.99
500.00	0.98	9.26	0.04	1.35
700.00	0.92	8.93	0.14	0.79
900.00	0.76	10.00	0.48	0.35
1000.00	0.74	10.10	0.65	0.92
1200.00	1.32	7.49	0.99	2.65

ADTL1-12
INSERTION LOSS



ADTL1-12
INPUT RETURN LOSS



Mini-Circuits
ISO 9001 ISO 14001 AS 9100 CERTIFIED

P.O. Box 350166, Brooklyn, New York 11235-0003 (718) 934-4500 Fax (718) 332-4661 The Design Engineers Search Engine Provides ACTUAL Data Instantly at minicircuits.com

For detailed performance specs & shopping online see web site

Notes: 1. Performance and quality attributes and conditions not expressly stated in this specification sheet are intended to be excluded and do not form a part of this specification sheet. 2. Electrical specifications and performance data contained herein are based on Mini-Circuit's applicable established test performance criteria and measurement instructions. 3. The parts covered by this specification sheet are subject to Mini-Circuits standard limited warranty and terms and conditions (collectively, "Standard Terms"); Purchasers of this part are entitled to the rights and benefits contained therein. For a full statement of the Standard Terms and the exclusive rights and remedies thereunder, please visit Mini-Circuits' website at www.minicircuits.com/MCLStore/terms.jsp.

REV. D
M112648
ADTL1-12
ED-6636/10
DJ/TD/CP/AM
071101