

Features

- Frequency Range: 20~400MHz
- Active Bias Design Supply Temperature Compensation
- Standard Hermetic Package
- Operating Temperature Range: -55°C ~ +85°C

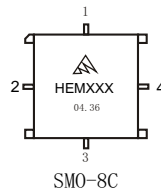
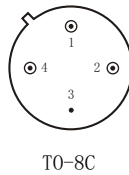
Specifications (50 Ω, V_{CC} = +15V, T_A = -55°C ~ +85°C)

Parameter	Symbol	Unit	Guaranteed	Typical
Frequency Range	f _L ~f _H	MHz	20~400	--
Gain	G _p	dB	≥25.0	26.0
Gain Flatness	ΔG _p	dB	≤±0.5 Δ	--
Noise Figure	F _n	dB	≤3.2 Δ	--
Input VSWR	VSWR _i	--	≤2.0:1 Δ	--
Output VSWR	VSWR _o	--	≤2.0:1 Δ	--
Output Power @ 1dB Compression	P ₋₁	dBm	≥20.0 * Δ	21.0
DC Current	I _{CC}	mA	--	45

- 1) *f = 200MHz; "Δ" T_A = 24 ± 1°C;
- 2) The G_p and P₋₁ will be reduced 0.4dB and 2.8dB respectively under operating at 12VDC (I_{CC} = 35mA Typ)

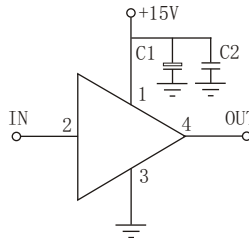
Maximum Rating

DC Voltage : +17VDC
RF Input: +7dBm
Storage Temp: +125°C



Application Notes

1. Typical application shown as right, C₁ = 3.3~22 μF; C₂ = 3300~6800pF;
2. Interchanged directly with A54 from W-J Company;
3. See assembly section for mounting information
4. Connectorized package(SMA-1) available



Typical Curves

