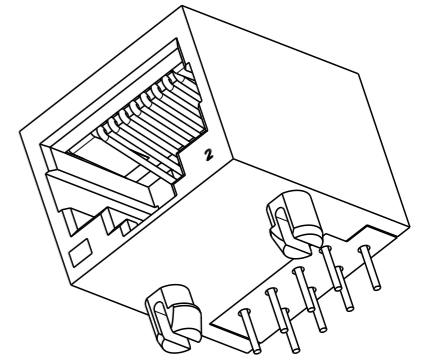


PRODUCT NO. 54602 - X08 LF

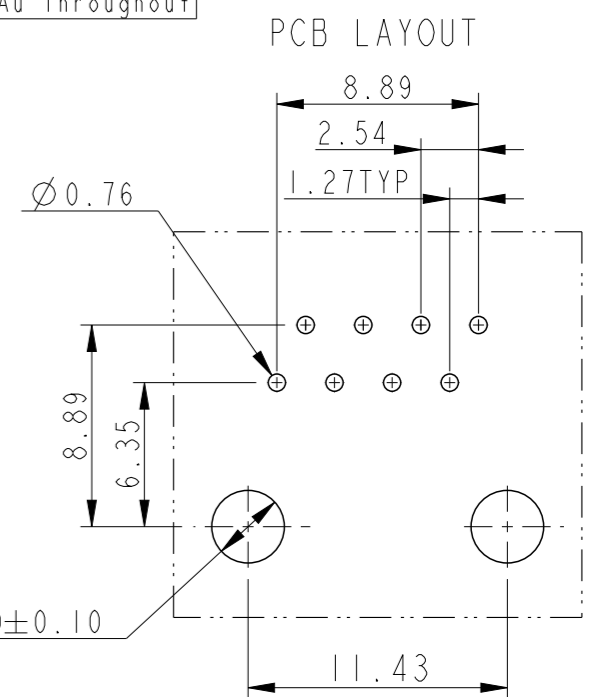
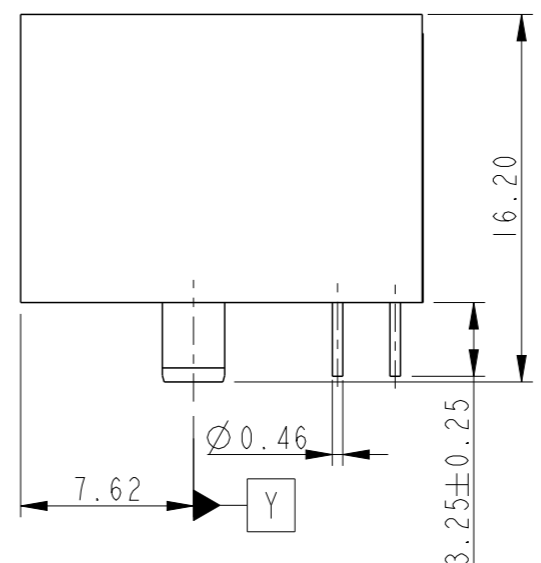
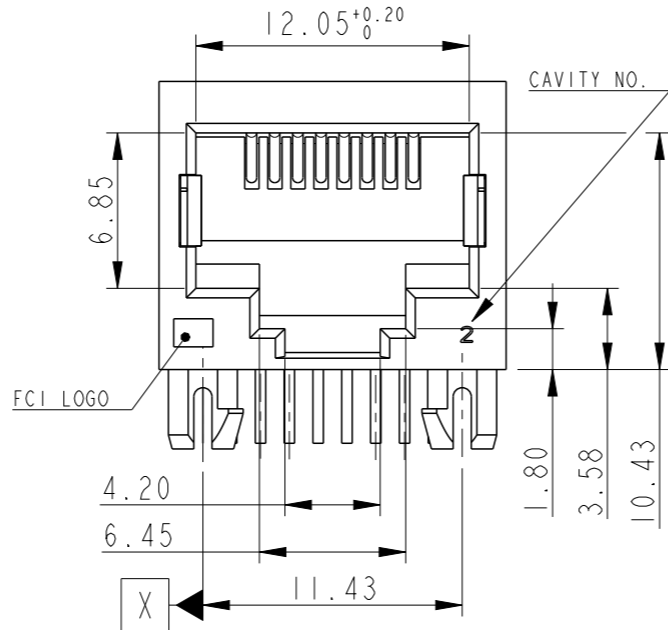
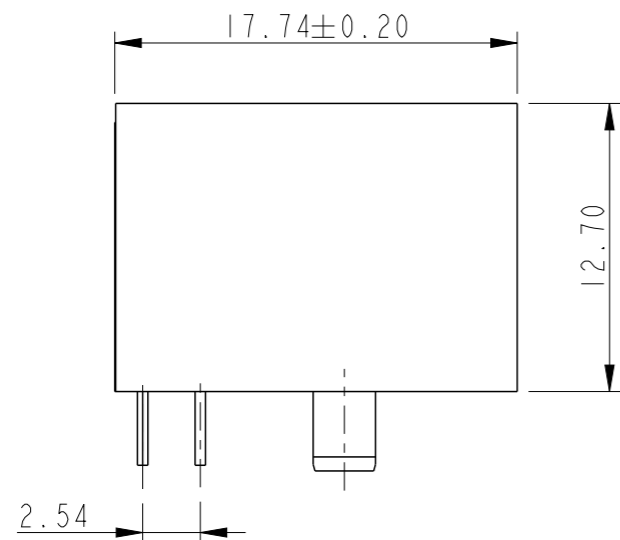
SHALLOW LATCH SERIES

LEAD FREE

PLATING CODE	
2	0.076μ Au Selective
6	0.76μ Au Selective
7	Au Flash Selective
8	1.27μ Au Selective
9	0.38μ Au Selective
9F	0.38μ Au Throughput



SCALE 2:1



TECHNICAL SPECIFICATION:

Insulation Resistance - 500 M Ohms min.
 Dielectric Strength - 1000 V rms , 60 Hz.
 Contact Resistance - 20 mOhms. max.
 Current Rating - 1.5 amp DC
 Maximum Total Mating Force - 35 N
 Retention Force Between Plug & Jack-22.5 N min.
 Durability - 250 Cycles Min. except Plating Code 2 & 7
 Temperature Range -40/+70°C

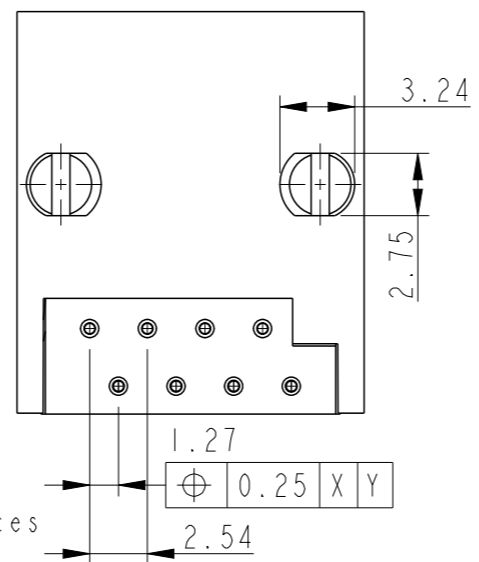
MATERIAL

-Housing: Glassfilled Polyester-UL94 V0 BLACK

The housing will withstand exposure to 260-265°C for 5 seconds in a wavesoldering application. Use protective adhesive tape (Kapton or Teflon) or protective metallic devices on the areas which are directly exposed to wave soldering as it is used in classical leaded wave soldering.

-Contact: Ø0.46mm Copper Alloy

Plating:
 Active zone: Gold over nickel on contact area
 Termination zone : Matte Tin over nickel (Lead Free version)



NOTES:

1. ALL WIRES MUST BE CONTAINED IN THE SHELF.

1.LF Products meet European Union Directives and other country Regulations as described in GS-22-008.
 2.The Housing will withstand exposure to 260° peak temperature for 5 sec in a wave solder application with a 1.6mm Min thick circuit board. Slight deformation of snap pegs may occur at 260-265°c which will not affect the function of the product.
 3.Lead Free or ROHS Directive labelling to be provided as per GS-14-920 for Lead Free version.

www.fciconnect.com		surface - ✓	tolerance std	projection	mm
		TOLERANCES UNLESS OTHERWISE SPECIFIED		⊕ - ⊖	↔
Dr	MINI KV	2003-04-11	ANGULAR	0.X	±0.3
Eng	HIRAN V.	2003-04-11	LINEAR	0.XX	±0.15
Chr	NEBU PM	2010-02-02	0° ±1°	0.XXX	±0.05
Appr	SUDHIR V.	2010-02-02	Product family	MODJACK	Spec ref
FCI		8 POL SHALLOW LATCH CONNECTOR		dwg no C-BMJ-0102	
		(PCB MODJACK)		Rev. H	
		catalog no	54602	CUSTOMER COPY	sheet 1 of 1

rev	ecn no	dr	date
D	106-0123	HVN	2006-07-21
E	107-0039	HVN	2007-03-16
F	107-0122	HVN	2007-09-19
G	109-0174	NPM	2009-08-24
H	110-0037	NPM	2010-02-02
-	-	-	-
-	-	-	-



Copyright FCI.