


# LP06 Series SMT High Current Inductors



## Features

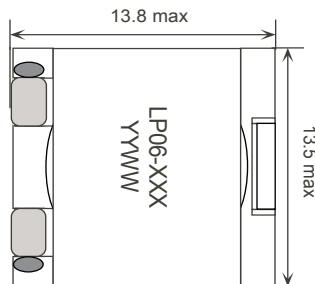
- Compact Design for easy SMT Mounting
- Robust Design for High Current DC/DC Applications
- Magnetically Shielded for Reduced EMI

## Applications


- Power Supply Modules
- Notebook Computers
- Servers

**Packaging** Reel Diameter: 13", Reel Width: 24 mm, Pieces/Reel: 600

## Mechanical

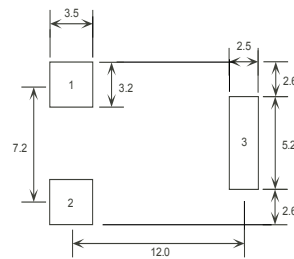


Top View



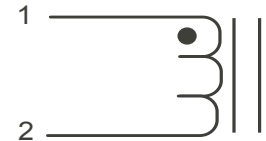
Side View

## Recommended PCB layout



Top View

## Schematic



units: mm

## Electrical Specifications

Part Number	Inductance <sup>1</sup> (nH, nom.)	DCR (mΩ)	I <sub>dc</sub> <sup>5</sup> (A)	I <sub>sat</sub> <sup>6</sup> (A)
LP06-101	100	0.5	45	75
LP06-181	180	1	35	65
LP06-221	220	1	35	60
LP06-271	270	1	35	55
LP06-331	330	1	35	48
LP06-391	390	1.9	25	45
LP06-471	470	1.9	25	42
LP06-561	560	2.5	22	40
LP06-681	680	2.5	22	35
LP06-821	820	3.9	17	32
LP06-102	1000	3.9	17	28
LP06-222	2200	4.6	14	15
LP06-332	3300	6.3	12	12
LP06-422	4200	7.1	10.5	11
LP06-472	4700	7.1	9.5	10
LP06-562	5600	10	9.5	8
LP06-722	7200	12	8	7

1. Tested at 1MHz, 0.1Vrms.
2. Electrical specifications at 25°C.
3. Operating range: -40°C to +130°C. This is a combination of ambient plus temperature rise.
4. Meets UL 94V-0.
5. I<sub>dc</sub> is the DC current required to produce a temperature rise of 40°C at an ambient temperature of 25°C.
6. I<sub>sat</sub> is the DC current required to reduce the nominal inductance by 10%.
7. Inductance tolerance is +/-10%.

