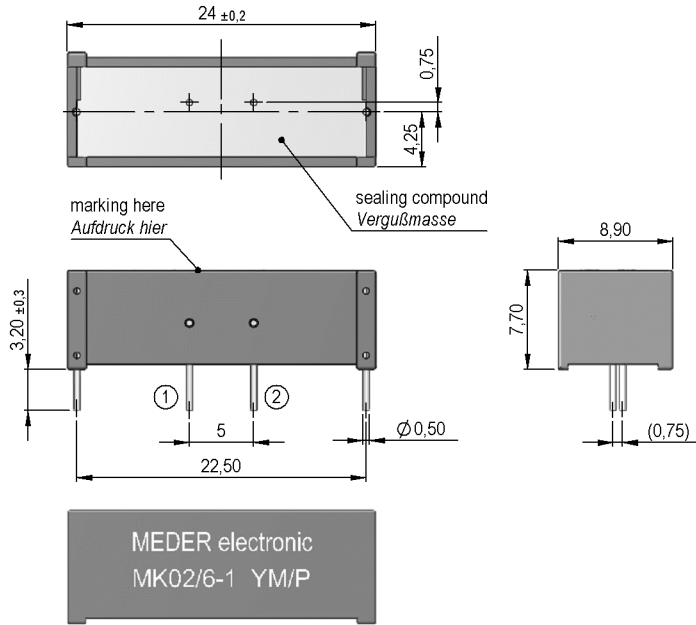



Dimensions mm[inch]

tolerances acc. to DIN ISO 2768-m
 Toleranzen gem. DIN ISO 2768-m



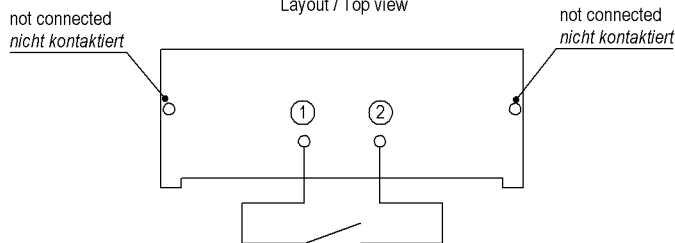
Isometric

Scale 2:1
 Maßstab 2:1



Schematic

Layout / Top view



Marking

according to EN60062/factory code
 gem. EN60062/Fertigungsstätte



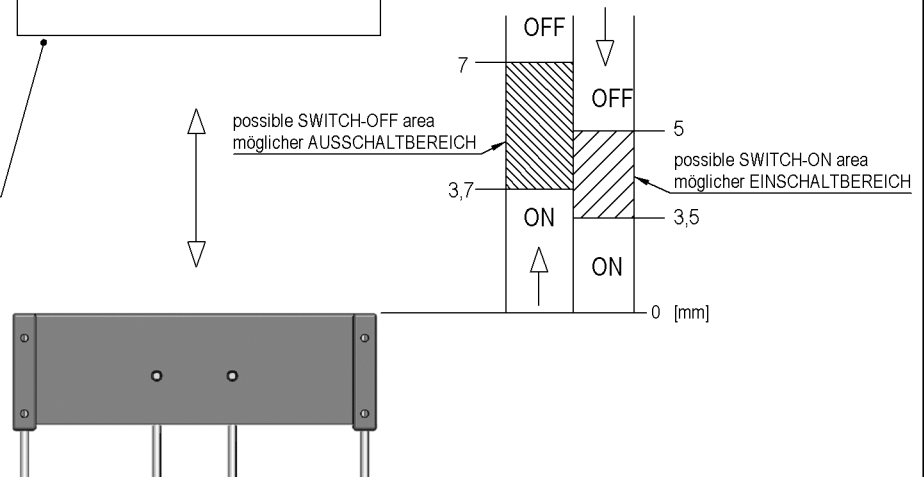
Switching distances

switching distances identified with magnetically
 conductive material LxBxH(24x6,4x3 mm)-steel
 Schaltwege ermittelt mit angegebenem magnetisch
 leitendes Material LxBxH (24x6,4x3 mm)-Stahl



possible SWITCH-OFF area
 möglicher AUSSCHALTBEREICH

possible SWITCH-ON area
 möglicher EINSCHALTBEREICH





Europe: +49 / 7731 8399 0 | Email: info@meder.com
 USA: +1 / 508 295 0771 | Email: salesusa@meder.com
 Asia: +852 / 2955 1682 | Email: salesasia@meder.com

Item No.:
2226000000
 Item:
MK02/6-1

Products for tomorrow...

Magnetic properties	Conditions	Min	Typ	Max	Unit
Pull in	at 20 °C	3,5		5,5	mm
Drop out	at 20 °C	3,7		7	mm
Test equipment		SV 041			

Special Product Data	Conditions	Min	Typ	Max	Unit
Contact - form		A - NO			
Contact rating	Any DC combination of V & A not to exceed their individual max.'s			10	W
operating voltage	DC or Peak AC			170	V
operating ampere	DC or Peak AC			0,5	A
Switching current	DC or Peak AC			0,5	A
Housing material		PBT 30% glass fibre reinforced			
Case color		black			
Sealing compound		Polyurethan			

Environmental data	Conditions	Min	Typ	Max	Unit
Ambient temperature		-20		80	°C
Storage temperature		-20		80	°C

Modifications in the sense of technical progress are reserved

Designed at: 04.12.07

Designed by:

Approval at: 06.12.07

Approval by:

Last Change at:

Last Change by:

Approval at: 20.01.11

Approval by:

DKUECHLER

Rev. No.: 03