



GLASS PASSIVATED BRIDGE RECTIFIERS

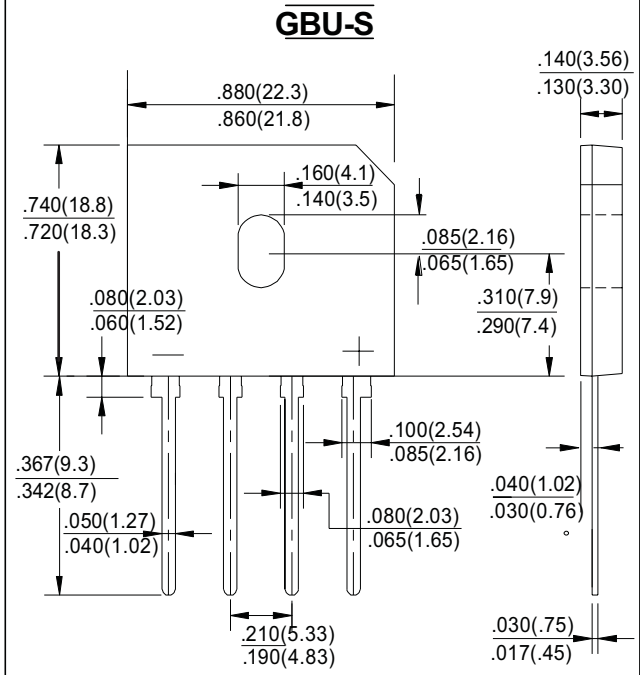
REVERSE VOLTAGE - 50 to 1000 Volts
FORWARD CURRENT - 8.0 Amperes

FEATURES

- Rating to 1000V PRV
- Ideal for printed circuit board
- Reliable low cost construction utilizing molded plastic technique
- The plastic material has UL flammability classification 94V-0
- In compliance with EU RoHS 2002/95/EC directives

MECHANICAL DATA

- Polarity : As marked on Body
- Weight : 0.134 ounces, 3.8 grams
- Mounting position : Any



MAXIMUM RATINGS AND ELECTRICAL CHARACTERISTICS

Ratings at 25°C ambient temperature unless otherwise specified.
Single phase, half wave, 60Hz, resistive or inductive load.
For capacitive load, derate current by 20%

PARAMETER	SYMBOL	GBU 801	GBU 802	GBU 803	GBU 804	GBU 805	GBU 806	GBU 807	UNIT
Maximum recurrent peak reverse voltage	VRRM	50	100	200	400	600	800	1000	V
Maximum RMS bridge input voltage	VRMS	35	70	140	280	420	560	700	V
Maximum DC blocking voltage	VDC	50	100	200	400	600	800	1000	V
Maximum average forward rectified current @Tc=100°C @TA=40°C	IF	8.0							A
I ² t Rating for fusing (t< 8.3mS)	I ² t	166							A ² sec
Peak forward surge current, single sine-wave superimposed on rated load (JEDEC method)	IFSM	200							A
Maximum instantaneous Forward Voltage Drop per element at 4.0A	VF	1.0							V
Maximum DC Reverse Current @TA=25°C at Rated DC Blocking Voltage @TA=100°C	IR	5.0 500							uA
Typical Thermal Resistance Per leg	RθJA RθJC	18 3							°C/W
Operating & Storage Temperature Range	TJ&TSTG	-55 to +150							°C



FIG.1-FORWARD CURRENT DERATING CURVE

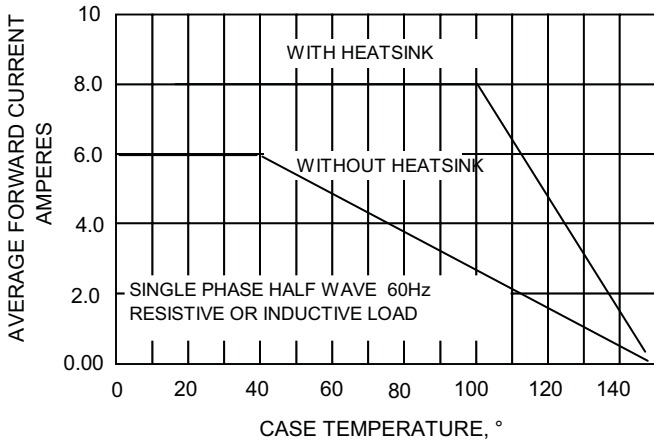


FIG.2-MAXIMUM NON-REPETITIVE SURGE CURRENT

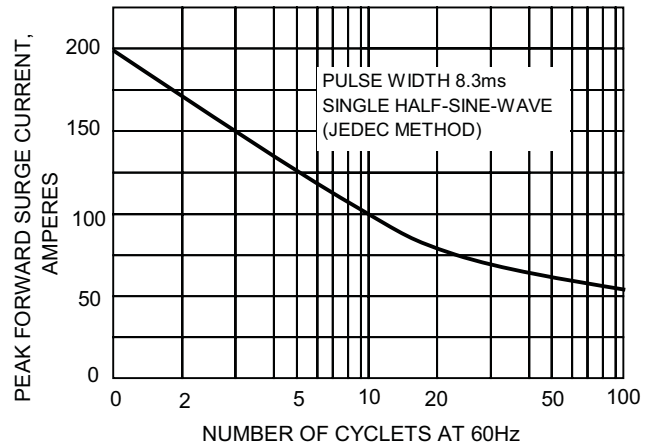


FIG.3-TYPICAL REVERSE CHARACTERISTICS

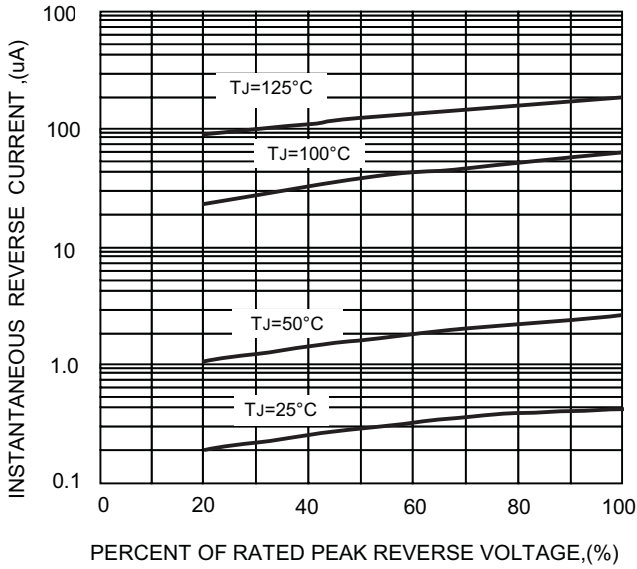


FIG.4-TYPICAL FORWARD CHARACTERISTICS

