

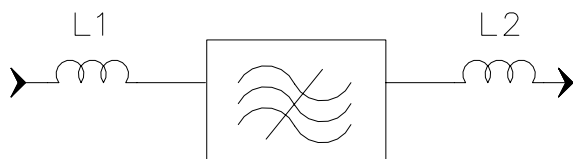
Specifications

Parameter	Unit	Minimum	Typical	Maximum
Center Frequency	MHz	114.9	115	115.1
Insertion Loss	dB		24.5	26
3 dB Bandwidth	MHz	15	15.17	
40 dB Bandwidth	MHz		16.5	16.6
Passband Variation	dB		0.9	1.3
Group Delay Variation (80% of 3dB Bandwidth)	nsec		100	
Phase Linearity (80% of 3dB Bandwidth)	degree		5	
Absolute Delay	usec		2.55	3
Ultimate Rejection	dB	48	51	
Substrate Material			YZ	
Ambient Temperature	°C		25	
Package Size		DIP2212 (22.2x12.8x4.7mm ³)		

Notes:

1. All specifications are based on the test circuit shown
2. In production, devices will be tested at room temperature to a guardbanded specification to ensure electrical compliance over temperature
3. Electrical margin has been built into the design to account for the variations due to temperature drift and manufacturing tolerances
4. This is the optimum impedance in order to achieve the performance show


Matching Configuration



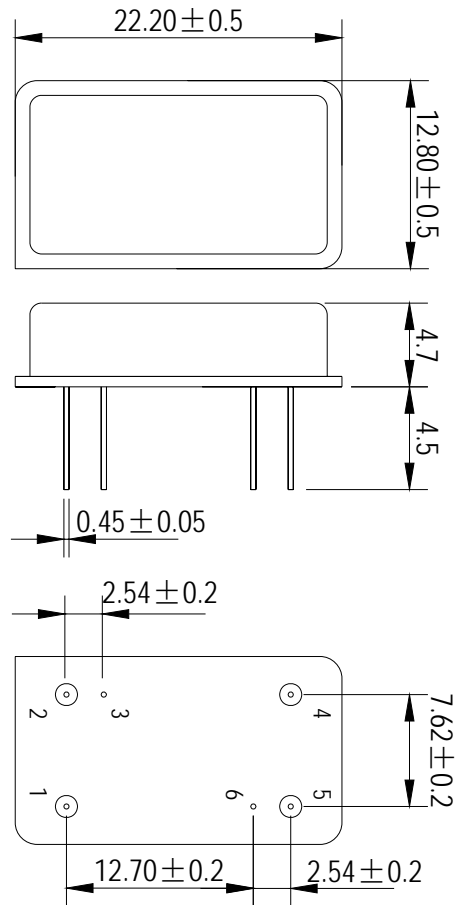
L1=56nH L2=15nH

Source/Load Impedance=50 ohm

Notes - Component values may change depending on board layout.

	SIPAT Co., Ltd. (CETC No. 26 Research Institute) Nanping Huayuan Road No. 14 Chongqing, China, 400060	Part Number	LBN11527	
		Rev. Date	2005-1-12	
		Rev.	2.0	Page

Package Dimension

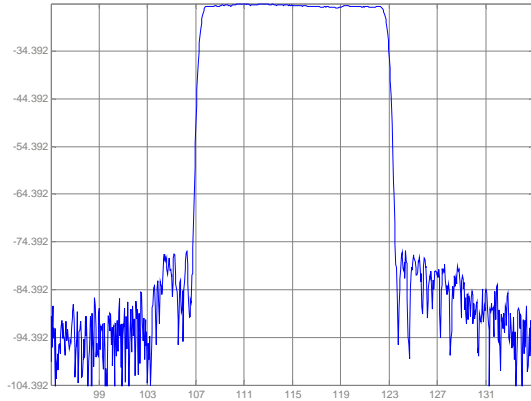


SIPAT Co., Ltd.
(CETC No. 26 Research Institute)
Nanping Huayuan Road No. 14
Chongqing, China, 400060

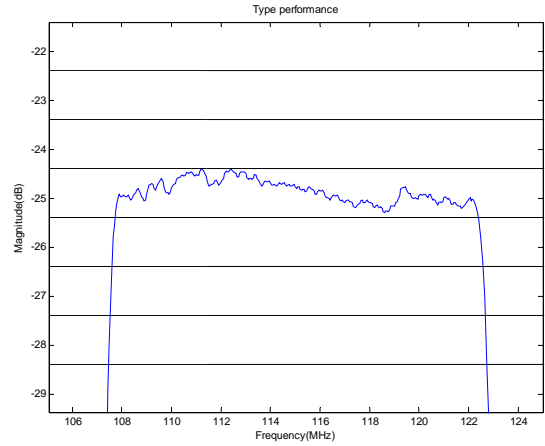
Part Number	LBN11527	
Rev. Date	2005-1-12	
Rev.	2.0	Page 2/3

Typical Performance

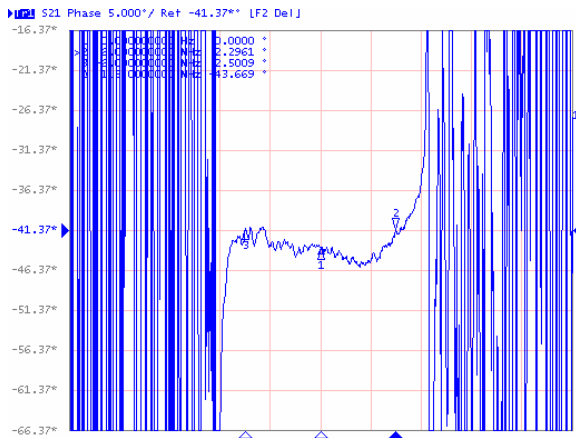
Frequency Respond



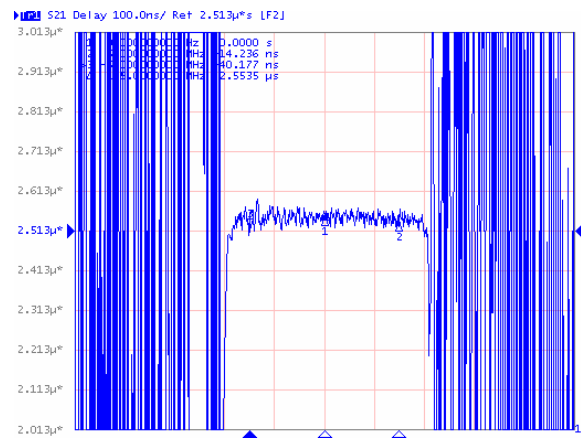
Passband Respond



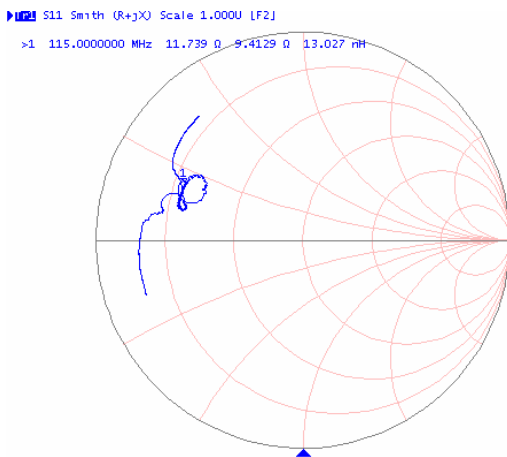
Phase Linearity (80% of 3dB Bandwidth)



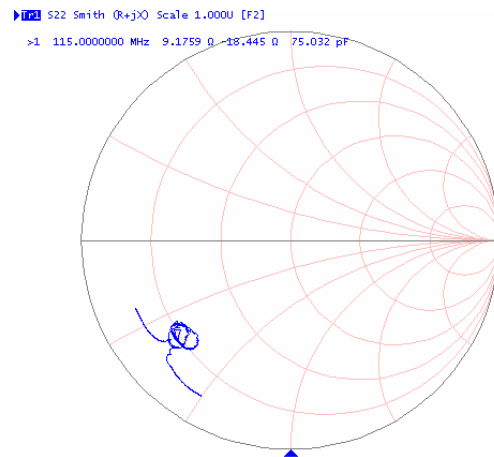
Group delay variation (80% of 3dB Bandwidth)



Simth Chart S11



Simth Chart S22



SIPAT Co., Ltd.
(CETC No. 26 Research Institute)
Nanping Huayuan Road No. 14
Chongqing, China, 400060

Part Number

LBN11527

Rev. Date

2005-1-12

Rev.

2.0

Page 3/3