

**Products:**

- [Quality Assurance System](#)
- [Engineering Reference](#)

---

- [Selection Table](#)
- [Signal Relays](#)
- [Power Relays](#)
- [AutoMotive Relays](#)

## HRS4(H) Relay

### 1.COIL DATA


1-1.Nominal Voltage	3 VDC to 48 VDC
1-2.Coil Resistance	Refer to Table 1
1-3.Operate Voltage	Refer to Table 1
1-4.Release Voltage	Refer to Table 1
1-5.Nominal Power Consumption	360 to 450 mW

### 2.CONTACT DATA

2-1.Contact Arrangement	1 Form A , 1 Form C
2-2.Contact Material	AgCdo
2-3.Contact Rating	10A 120VAC / 24 VDC (1C) 15A 120VAC / 24 VDC (1A)
2-4.Max. Switching Voltage	110 VDC / 240 VAC
2-5.Max. Switching Current	15A
2-6.Max. Switching Power	1800 VA , 360W
2-7.Contact Resistance ( Initial )	50 m••. at 6 VDC 1A
2-8.Life Expectancy	Electrical 100,000 operations at nominal load Mechanical 10,000,000 operations

### 3.GENERAL DATA

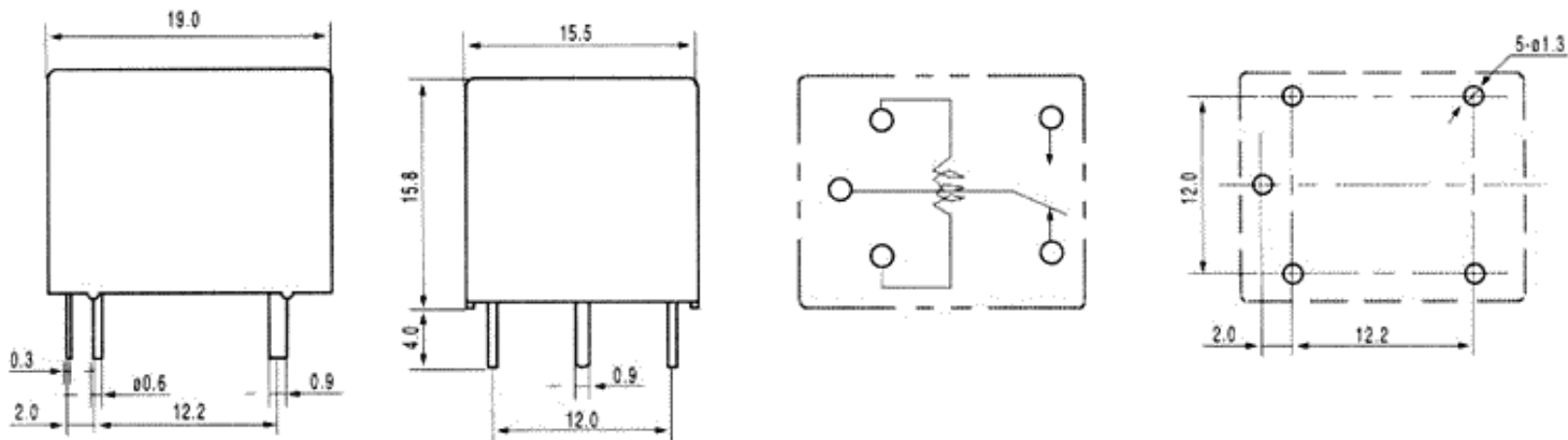
3-1.Insulation Resistance	Min.100M•• at 500 VDC
3-2.Dielectric Strength	750VAC , 1min between open contacts 1,500VAC , 1min between contacts and coil
3-3.Operate Time	Max. 8ms
3-4.Release Time	Max. 5ms
3-5.Temperature Range	-30 to +85 ••
3-6.Shock Resistance	10G
3-7.Vibration Resistance	10 - 55 Hz , Amplitude 1.5mm
3-8.Weight	10 gr.



3-9.Safety Standard

UL NO. E164730

4.DIMENSIONS ( in mm )



••

5.ORDERING CODE

<u>HRS4</u>	<u>H-</u>	<u>S</u>	<u>DC 3V</u>	<u>A</u>	•• CONTACT ARRANGEMENT A: 1 FORM A C: 1 FORM C
					NOMINAL VOLTAGE: DC3V , DC5V , DC6V , DC12V , DC24V , DC48V
					ENCLOSURE S ---- WASHABLE
					COIL NIL ---- STANDARD TYPE H ----- HIGH SENSITIVE TYPE
					TYPE

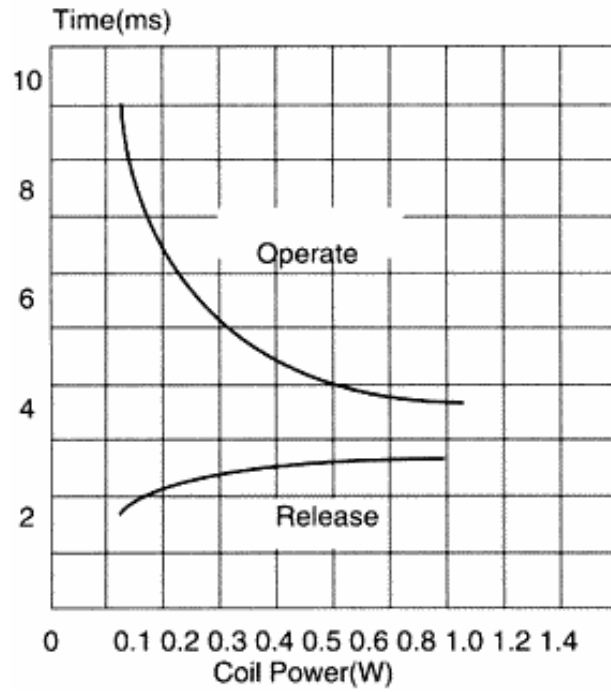
6.COIL DATA CHART

ORDERING CODE	COIL NOMINAL VDC	COIL RESISTANCE •• +/- 10%	OPERATE VOLTAGE VDC	RELEASE VOLTAGE VDC	COIL NOMINAL mW
HRS4-S DC3V	3	20	2.25	0.30	450
HRS4-S DC5V	5	50	3.75	0.50	
HRS4-S DC6V	6	80	4.50	0.60	
HRS4-S DC9V	9	180	6.75	0.90	
HRS4-S DC12V	12	320	9.00	1.20	
HRS4-S DC24V	24	820	18.00	2.40	
HRS4-S DC48V	48	5200	36.00	4.80	
HRS4H-S DC3V	3	25	2.25	0.30	360
HRS4H-S DC5V	5	70	3.75	0.50	
HRS4H-S DC6V	6	100	4.50	0.60	
HRS4H-S DC9V	9	225	6.75	0.90	
HRS4H-S DC12V	12	400	9.00	1.20	
HRS4H-S DC24V	24	1600	18.00	2.40	
HRS4H-S DC48V	48	6400	36.00	4.80	

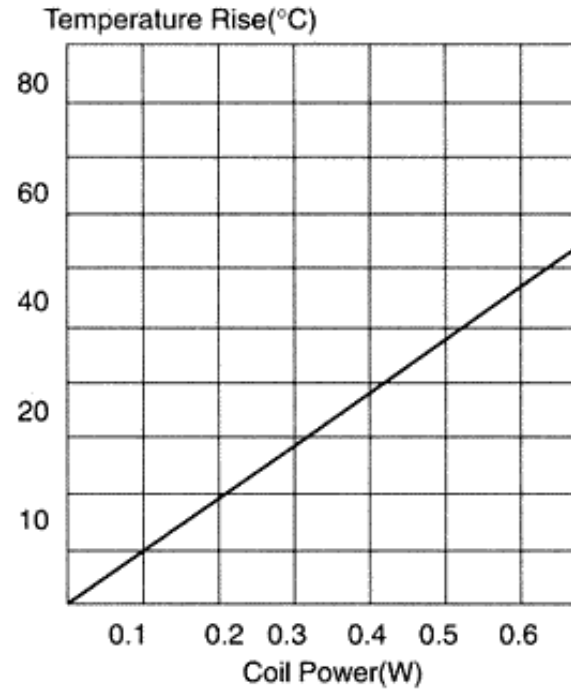
**Table 1**

**7.HRS4(H) CHARACTERISTIC DATA**

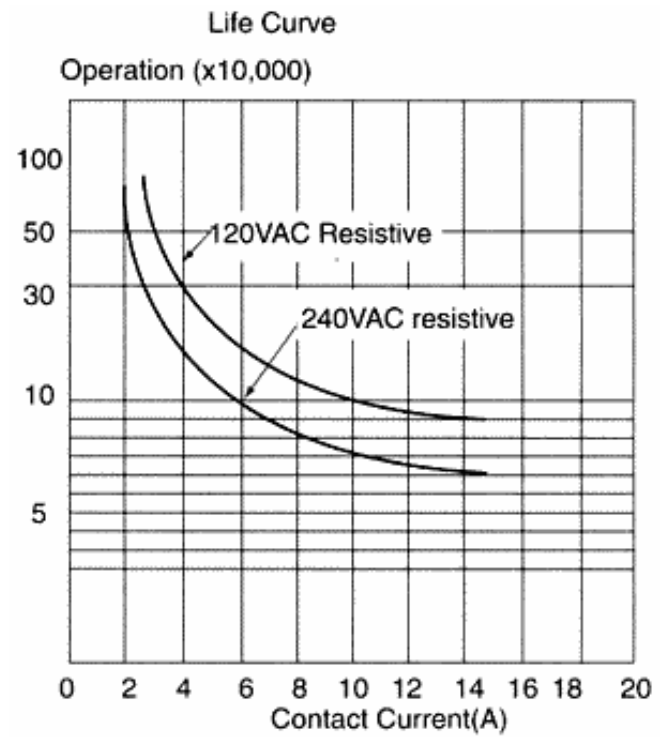
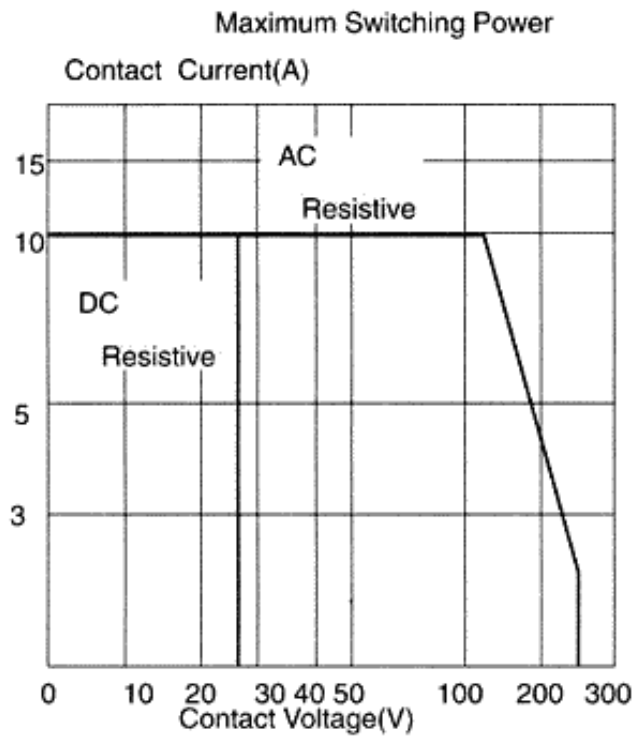
Timing



Coil Temperature Rise



••



••  
••