



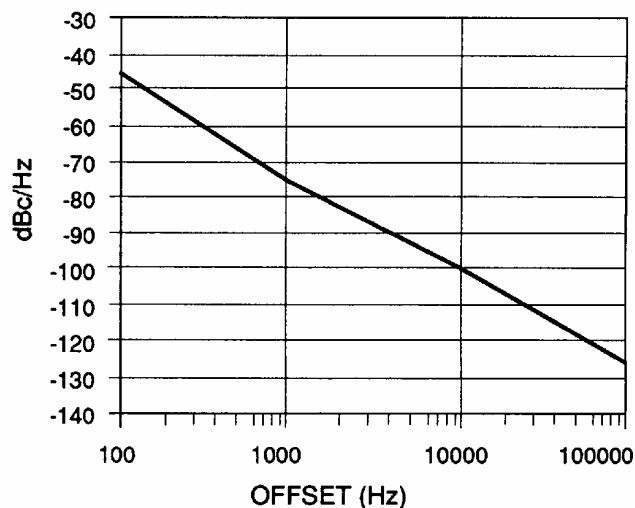
FEATURES

- Small Size Surface Mount Version
- Fast Tuning
- Tuning Range 860-1500 MHz
- Tuning Voltage 0-11 Vdc
- RF Shield Enclosure

APPLICATIONS

- Satellite Communications
- CATV
- Test Equipment
- Microwave Relay Links

PHASE NOISE (1Hz BW) (TYP)



PERFORMANCE SPECIFICATIONS

	VALUE	UNITS
Oscillation Frequency Range	860 - 1500	MHz
Phase Noise (@ 10KHz offset, 1 Hz Bandwidth)	-100	dBc
Harmonic Suppression (2nd, typ)	-10	dBc
Tuning Voltage	0 - 11	Vdc
Tuning Sensitivity (avg.)	50	MHz/V
Power Output (into 50 Ω)	+12 ± 2	dBm
Load Impedance	50	Ω
Input Capacitance (max)	50	pF
Pushing	< 1	MHz/V
Pulling (12 dB Return Loss, Any Phase)	16	MHz
Operating Temperature Range	0 to 70	°C

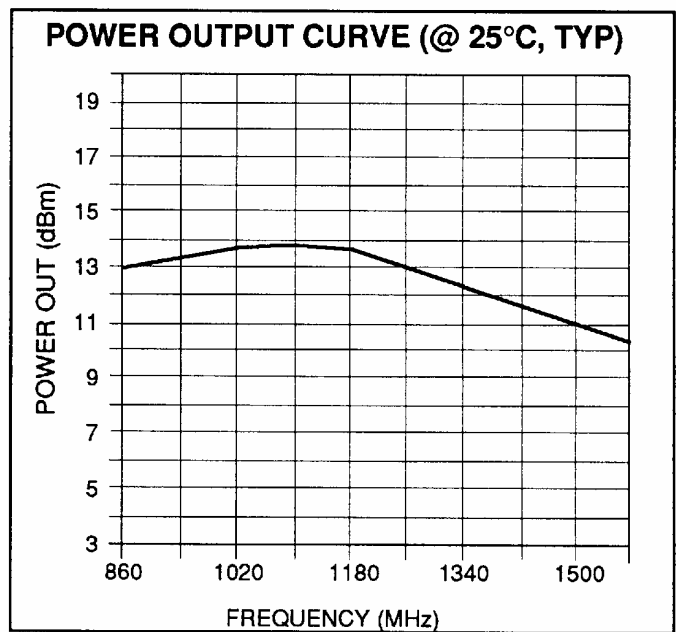
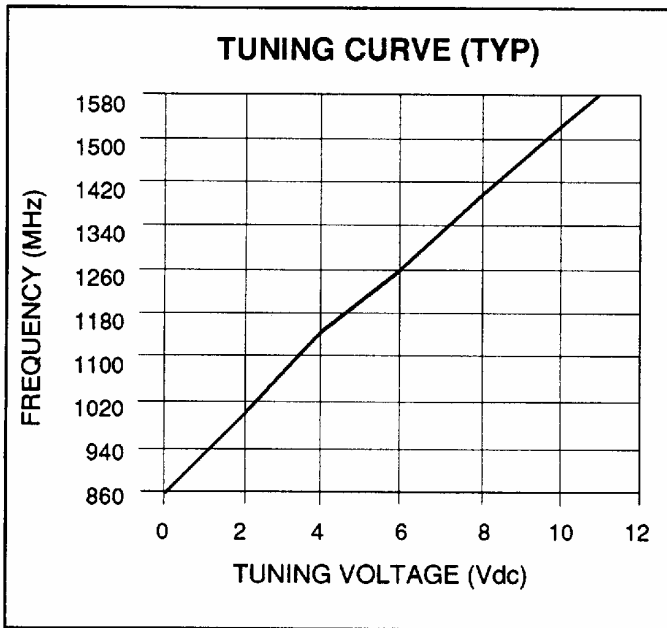
POWER SUPPLY REQUIREMENTS

Supply Voltage (Vcc)	12	Vdc
Supply Current (Icc)(max)	40	mA

All specifications are typical unless otherwise noted and subject to change without notice.

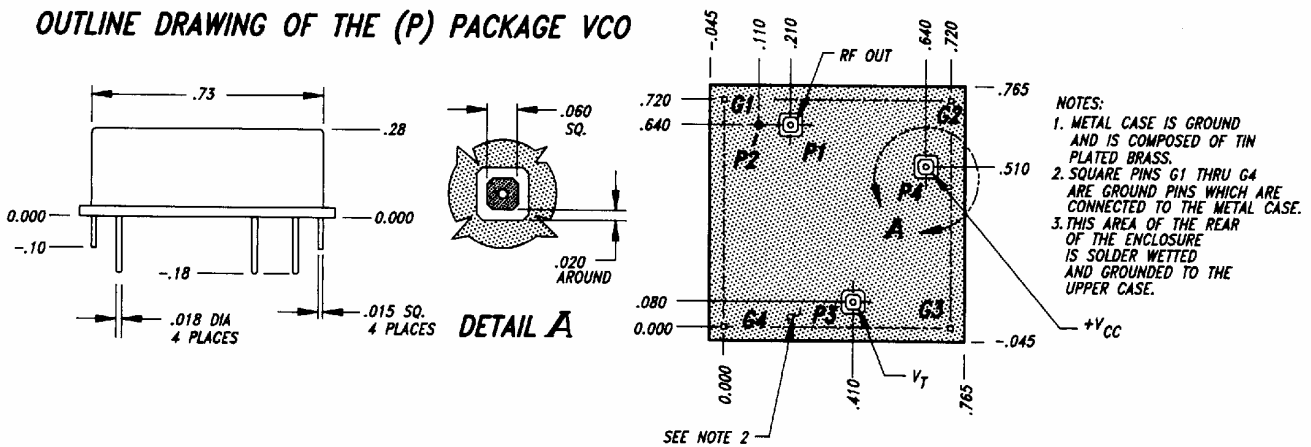
APPLICATION NOTES

1. For proper mounting and grounding of VCO, refer to application note AN-101.
2. For proper loading of VCO, refer to application note AN-102.
3. Available in ALC1 enclosure with buffered SMA output (see ALC1 data sheet).



PHYSICAL DIMENSIONS

OUTLINE DRAWING OF THE (P) PACKAGE VCO



Notes: