

TO 1.5 WATTS - LAN E AND F SERIES


1.5 watt SIP for LAN Applications

FEATURES

- ◆ Ultra Miniature SIP: 7 and 12 Pin Compatible
- ◆ Three levels of I/O Isolation Available
- ◆ Single and Dual Outputs
- ◆ Low Reflected Ripple Current
- ◆ Regulated and Non-Regulated Versions
- ◆ Five Year Warranty

THE LAN E AND F SERIES FROM WALL INDUSTRIES

When board space is at a premium and voltage conversions require low power, the LAN E and LAN F Series, miniature converters, offer superior solutions for an economical cost. Between the two series you have a multitude of options and operational ratings to choose from in custom-tailoring the converter to the demands of the application. Populating 0.179 or 0.516 square inches of board space, the LAN E and F Series, respectively, provide up to 1.5 watts of power while maintaining specifications over the entire commercial operation temperature range.



SPECIFICATIONS: LAN E AND F SERIES

All specifications apply @ +25 C ambient unless otherwise noted.

INPUT SPECIFICATIONS

Input Voltage Range	5,12,15,24VDC $\pm 10\%$
Input Filtering: LAN E	Low ESR Capacitors
LAN F	Pi Network

OUTPUT SPECIFICATIONS

Output Current	See table
Voltage Tolerance.....	$\pm 5\%$ (nom. line 100% load)
Regulation:	
Line: LAN E&F Non-Regulated	$\pm 1.2\%/%$ of V_{in}
Line: LAN F Regulated	$\pm 0.5\%$
Load: LAN E&F Non-Regulated	$\pm 8\%$ (20-100% load)
Load: LAN F Regulated	$\pm 0.5\%$
Short Circuit Protection	Short Term
Ripple/Noise (20MHz BW) Regulated:	50mV p-p max.
Non-Regulated	100mV p-p max.

GENERAL SPECIFICATIONS

Efficiency (Typical) Regulated	55 to 65%
Non-Regulated	72 to 85%
Isolation Voltage (input to output) LAN E	750VDC
LAN F	500VDC or 3000VDC
Switching Frequency.....	20kHz minimum

ENVIRONMENTAL SPECIFICATIONS

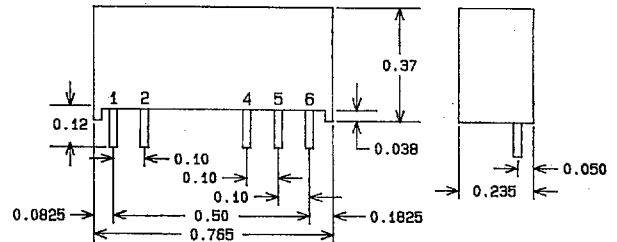
Operating Temperature	0 to +71°C
Storage Temperature	-25 to +100°C
Cooling	Free Air Convection

PHYSICAL SPECIFICATIONS

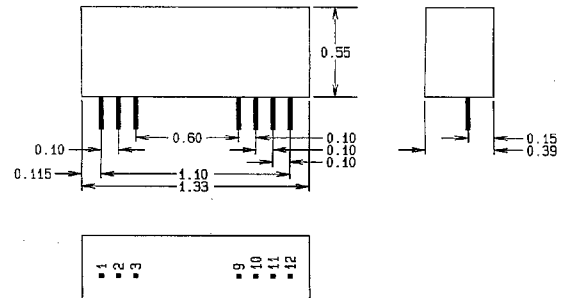
Dimensions LAN F	0.765 x 0.235 x 0.37"
Dimensions - LAN E	1.29 x 0.40 x 0.55"
Case Material	Non-Conductive Black Plastic

Due to advances in technology, specifications subject to change without notice.

Input Voltage (VDC)	Output Voltage (VDC)	Output Current (mA)	Model Number (SEE NOTE 2)
5	5	200	LANE505N
5	5	300	LANF505N*
5	9	170	LANF509N
5	9	250	LANF509NTTL
5	12	85	LANE512N
5	12	125	LANF512N
5	15	66	LANE515N
5	15	100	LANF515N
5	24	65	LANF524N
5	±5	100	LANE505ND
5	±5	100	LANF505ND
5	±12	42	LANE512ND
5	±12	60	LANF512ND
5	±15	33	LANE515ND
5	±15	50	LANF515ND
12	5	200	LANE1205N
12	5	300	LANF1205N
12	9	170	LANF1209N
12	9	250	LANF1209NTTL
12	12	85	LANE1212N
12	12	125	LANF1212N
12	15	60	LANE1215N
12	15	100	LANF1215N
12	24	65	LANF1224N
12	±5	100	LANE1205ND
12	±5	100	LANF1205ND
12	±12	42	LANE1212ND
12	±12	60	LANF1212ND
12	±15	33	LANE1215ND
12	±15	50	LANF1215ND
15	5	200	LANE1505N
15	5	300	LANF1505N
15	9	170	LANF1509N
15	12	85	LANE1512N
15	12	125	LANF1512N
15	15	66	LANE1515N
15	15	100	LANF1515N
15	24	65	LANF1524N
15	±5	100	LANE1505ND
15	±5	100	LANF1505ND
15	±12	42	LANE1512ND
15	±12	60	LANF1512ND
15	±15	33	LANE1515ND
15	±15	50	LANF1515ND
24	5	200	LANE2405N
24	5	300	LANF2405N
24	9	170	LANF2409N
24	12	85	LANE2412N
24	12	125	LANF2412N
24	15	66	LANE2415N
24	15	100	LANF2415N
24	24	65	LANF2424N
24	±5	100	LANE2405ND
24	±5	100	LANF2405ND
24	±12	42	LANE2412ND
24	±12	60	LANF2412ND
24	±15	33	LANE2415ND
24	±15	50	LANF2415ND



PIN CONNECTIONS	LAN E	
	Single	Dual
1	+ Vin	+Vin
2	-Vin	-Vin
4	-Vout	-Vout
5	Omitted	Common
6	+ Vout	+ Vout



PIN CONNECTIONS	LAN F		
	TTL	Single	Dual
1	+Vin	+ Vin	consult
2	-Vin	NC	factory
3	Enable	N/C	for
9	-Vout	NC	Dual
10	-Vout	- Vout	Pin-out
11	+ Vout	+ Vout	
12	+ Vout	- Vin	

Notes:

1. All case and pin-to-case dimensions reference only unless otherwise noted.
2. All LANF models are available in regulated versions, substitute "R" for "N" in last digits of part number
3. Add "H" onto end of LANF part number for 3000VDC isolation.