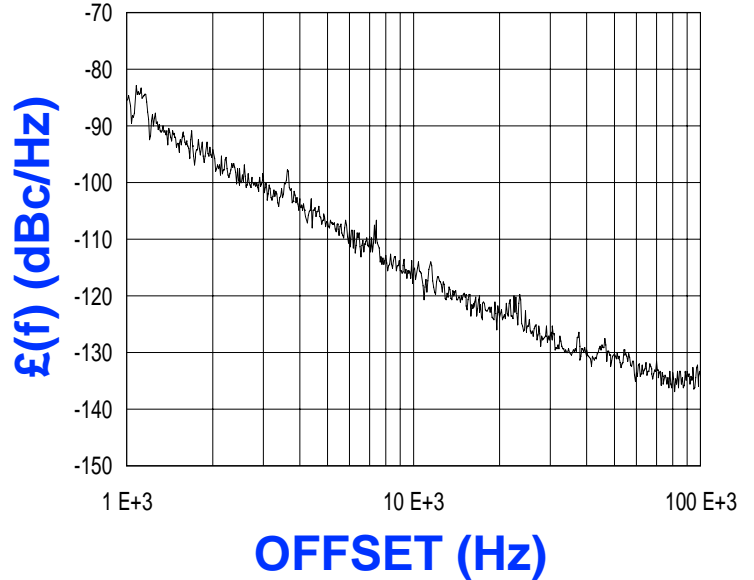




PHASE NOISE (1 Hz BW, typical)



FEATURES
<ul style="list-style-type: none"> • Frequency Range: 335 - 337 MHz • Tuning Voltage: 0.5-4.5 Vdc • MINI-16 - Style Package
APPLICATIONS
<ul style="list-style-type: none"> • • •

PERFORMANCE SPECIFICATIONS	VALUE	UNITS
Oscillation Frequency Range	335 - 337	MHz
Phase Noise @ 10 kHz offset (1 Hz BW, typ.)	-117	dBc/Hz
Harmonic Suppression (2nd, typ.)	-12	dBc
Tuning Voltage	0.5-4.5	Vdc
Tuning Sensitivity (avg.)	10	MHz/V
Power Output	5.5±1.5	dBm
Load Impedance	50	Ω
Input Capacitance (max.)	50	pF
Pushing	<3	MHz/V
Pulling (14 dB Return Loss, Any Phase)	<1	MHz
Operating Temperature Range	-40 to 85	$^{\circ}$ C
Package Style	MINI-16	

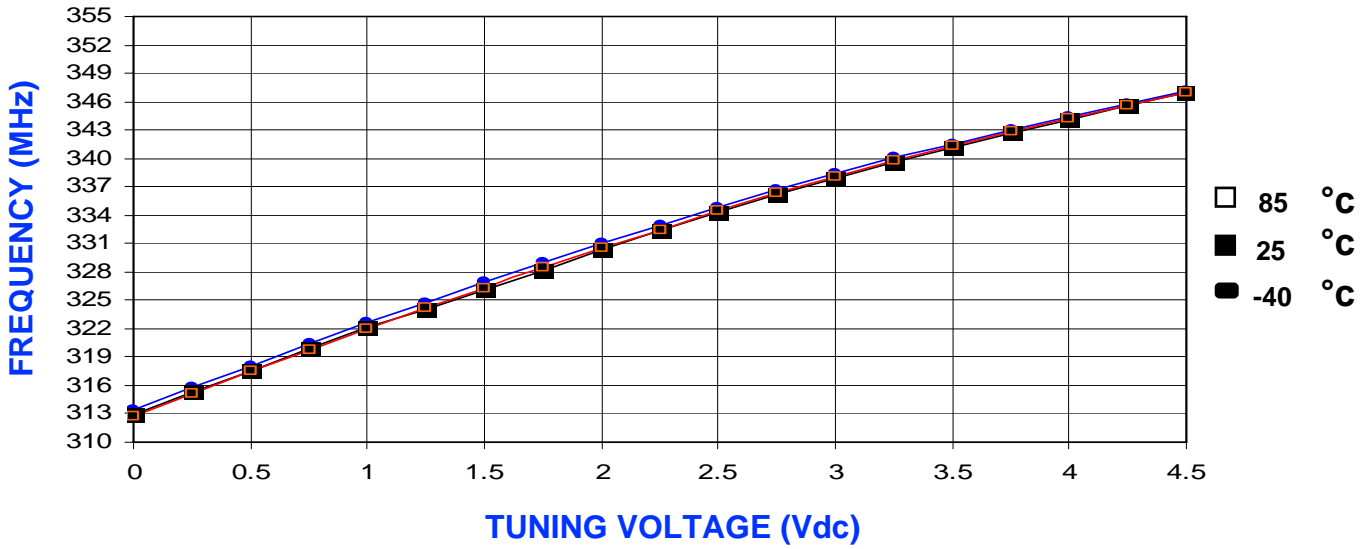
POWER SUPPLY REQUIREMENTS	VALUE	UNITS
Supply Voltage (Vcc, nom.)	5.5	Vdc
Supply Current (Icc, typ.)	25	mA

All specifications are typical unless otherwise noted and subject to change without notice.

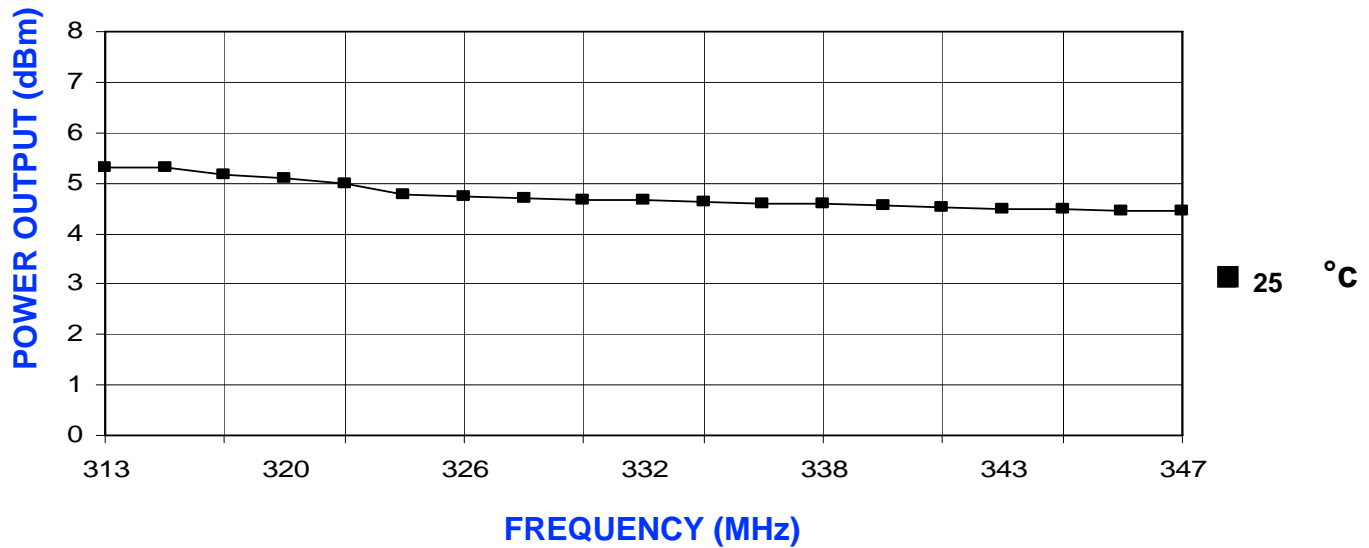
APPLICATION NOTES
<ul style="list-style-type: none"> • AN-100/1 : Mounting and Grounding of VCOs • AN-102 : Proper Output Loading of VCOs • AN-107 : How to Solder Z-COMM VCOs

NOTES:

TUNING CURVE, typ.



POWER CURVE, typ.



PHYSICAL DIMENSIONS

