

# MAZMxxxH Series

## Silicon planar type

For surge absorption circuit

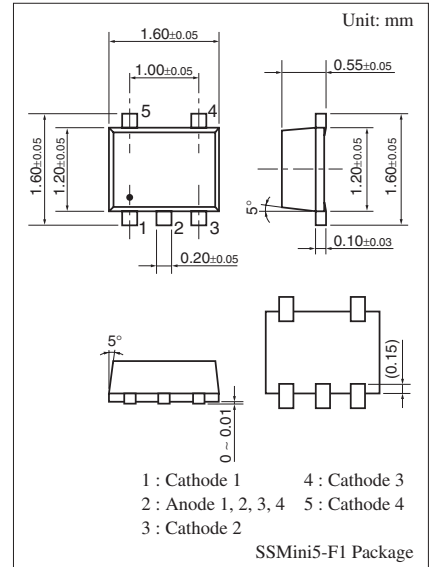
### ■ Features

- Four elements anode-common type
- Power dissipation  $P_D$  : 150 mW

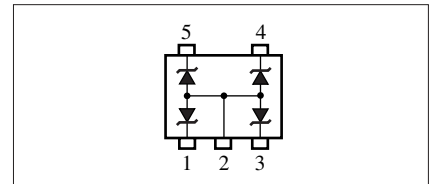
### ■ Absolute Maximum Ratings $T_a = 25^\circ\text{C}$

Parameter	Symbol	Rating	Unit
Power dissipation *	$P_D$	150	mW
Junction temperature	$T_j$	150	$^\circ\text{C}$
Storage temperature	$T_{stg}$	-55 to +150	$^\circ\text{C}$

Note) \*:  $P_D = 150$  mW achieved with a printed circuit board.



Internally connected circuit



### ■ Common Electrical Characteristics $T_a = 25^\circ\text{C} \pm 3^\circ\text{C}$

Parameter	Symbol	Conditions	Min	Typ	Max	Unit
Zener voltage *	$V_Z$	$I_Z$ Specified value				V
Zener rise operating resistance	$R_{ZK}$	$I_Z$ Specified value				$\Omega$
Zener operating resistance	$R_Z$	$I_Z$ Specified value				$\Omega$
Reverse current	$I_R$	$V_R$ Specified value				$\mu\text{A}$

Refer to the list of the electrical characteristics within part numbers

Note) 1. Measuring methods are based JAPANESE INDUSTRIAL STANDARD JIS C 7031 measuring methods for diodes.

2. Electrostatic breakdown voltage is  $\pm 10$  kV

Test method: IEC1000-4-2 (C = 150 pF, R = 330  $\Omega$ , Contact discharge: 10 times)

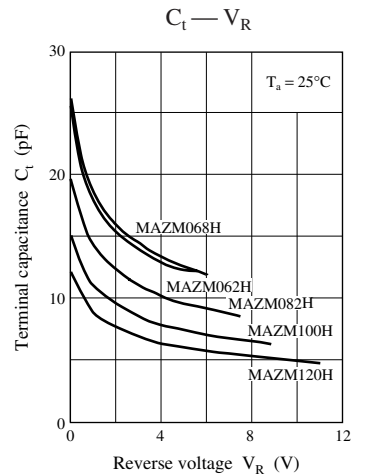
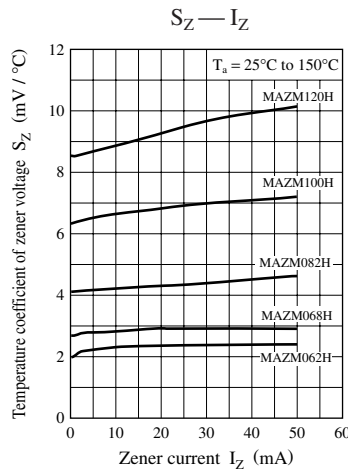
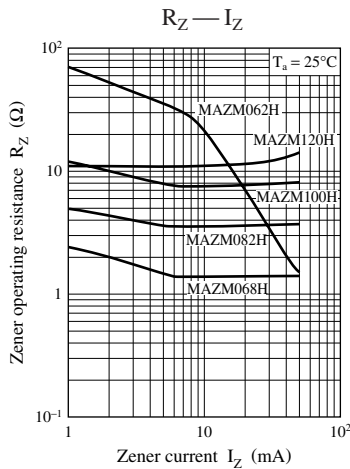
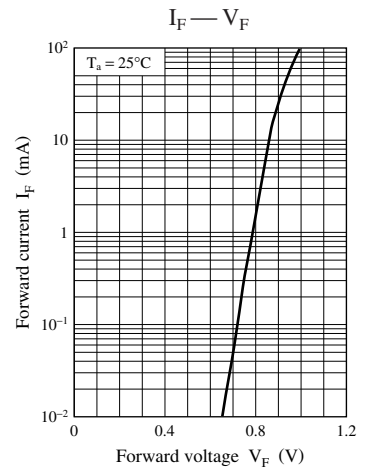
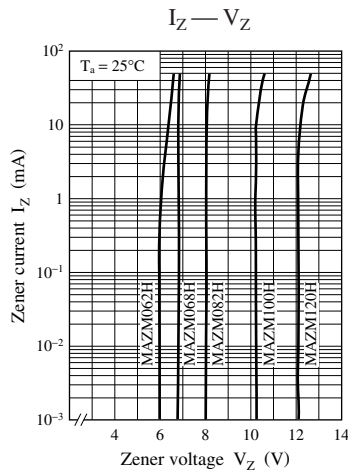
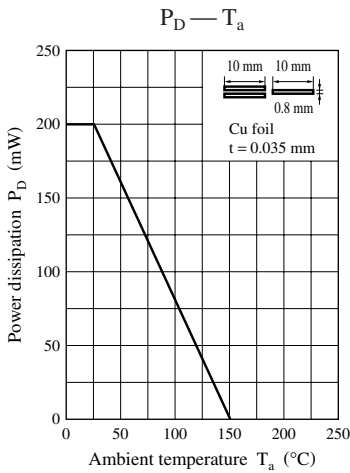
3. \*: The temperature must be controlled  $25^\circ\text{C}$  for  $V_Z$  measurement.

$V_Z$  value measured at other temperature must be adjusted to  $V_Z (25^\circ\text{C})$

$V_Z$  guaranteed 20 ms after current flow.

■ Electrical characteristics within part numbers  $T_a = 25^\circ\text{C} \pm 3^\circ\text{C}$

Part number	Zener voltage $V_Z$ (V)			Reverse current (DC) $I_R$ ( $\mu\text{A}$ )		Zener operating resistance $R_Z$ ( $\Omega$ ) $I_Z = 5 \text{ mA}$	Zener rise operating resistance $R_{ZK}$ ( $\Omega$ ) $I_Z = 0.5 \text{ mA}$	Marking symbol
	Min	Nom	Max	$I_Z$ (mA)	$V_R$ (V)	Max	Max	
MAZM062H	5.8	6.2	6.6	5	0.2	4	50	6.2Z
MAZM068H	6.4	6.8	7.2	5	0.1	4	30	6.8Z
MAZM082H	7.7	8.2	8.7	5	0.1	5	30	8.2Z
MAZM100H	9.4	10.0	10.6	5	0.05	7	30	10Z
MAZM120H	11.4	12.0	12.7	5	0.05	9	30	12Z



## Request for your special attention and precautions in using the technical information and semiconductors described in this material

- (1) An export permit needs to be obtained from the competent authorities of the Japanese Government if any of the products or technical information described in this material and controlled under the "Foreign Exchange and Foreign Trade Law" is to be exported or taken out of Japan.
- (2) The technical information described in this material is limited to showing representative characteristics and applied circuits examples of the products. It neither warrants non-infringement of intellectual property right or any other rights owned by our company or a third party, nor grants any license.
- (3) We are not liable for the infringement of rights owned by a third party arising out of the use of the technical information as described in this material.
- (4) The products described in this material are intended to be used for standard applications or general electronic equipment (such as office equipment, communications equipment, measuring instruments and household appliances).  
Consult our sales staff in advance for information on the following applications:
  - Special applications (such as for airplanes, aerospace, automobiles, traffic control equipment, combustion equipment, life support systems and safety devices) in which exceptional quality and reliability are required, or if the failure or malfunction of the products may directly jeopardize life or harm the human body.
  - Any applications other than the standard applications intended.
- (5) The products and product specifications described in this material are subject to change without notice for modification and/or improvement. At the final stage of your design, purchasing, or use of the products, therefore, ask for the most up-to-date Product Standards in advance to make sure that the latest specifications satisfy your requirements.
- (6) When designing your equipment, comply with the guaranteed values, in particular those of maximum rating, the range of operating power supply voltage, and heat radiation characteristics. Otherwise, we will not be liable for any defect which may arise later in your equipment.  
Even when the products are used within the guaranteed values, take into the consideration of incidence of break down and failure mode, possible to occur to semiconductor products. Measures on the systems such as redundant design, arresting the spread of fire or preventing glitch are recommended in order to prevent physical injury, fire, social damages, for example, by using the products.
- (7) When using products for which damp-proof packing is required, observe the conditions (including shelf life and amount of time let standing of unsealed items) agreed upon when specification sheets are individually exchanged.
- (8) This material may be not reprinted or reproduced whether wholly or partially, without the prior written permission of Matsushita Electric Industrial Co., Ltd.