

**Stud Diode**

## Rectifier Diode

**SKN 20**

**SKR 20**

### Features

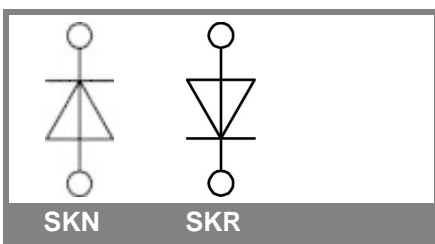
- Reverse voltages up to 1600 V
- Hermetic metal case with glass insulator
- Threaded stud ISO M6
- SKN: anode to stud, SKR: cathode to stud

### Typical Applications\*

- All-purpose mean power rectifier diodes
- Cooling via metal plates or heatsinks
- Non-controllable and half-controllable rectifiers
- Free-wheeling diodes
- Recommended snubber network:  
RC: 0,05  $\mu$ F, 200  $\Omega$  ( $P_R = 1$  W),  
 $R_p = 150$  k $\Omega$  ( $P_R = 4$  W)

$V_{RSM}$ V	$V_{RRM}$ V	$I_{FRMS} = 40$ A (maximum value for continuous operation)	
		$I_{FAV} = 20$ A (sin. 180 °; $T_c = 125$ °C)	
400	400	SKN 20/04	SKR 20/04
800	800	SKN 20/08	SKR 20/08
1200	1200	SKN 20/12	SKR 20/12
1400	1400	SKN 20/14	SKR 20/14
1600	1600	SKN 20/16	SKR 20/16

Symbol	Conditions	Values	Units
$I_{FAV}$	sin. 180; $T_c = 100$ °C	25	A
$I_D$	K 9; $T_a = 45$ °C; B2 / B6	20 / 29	A
	K 3; $T_a = 45$ °C; B2 / B6	35 / 50	A
$I_{FSM}$	$T_{vj} = 25$ °C; 10 ms	375	A
	$T_{vj} = 180$ °C; 10 ms	320	A
$i^2t$	$T_{vj} = 25$ °C; 8,3 ... 10 ms	700	A <sup>2</sup> s
	$T_{vj} = 180$ °C; 8,3 ... 10 ms	510	A <sup>2</sup> s
$V_F$	$T_{vj} = 25$ °C; $I_F = 60$ A	max. 1,55	V
$V_{(TO)}$	$T_{vj} = 180$ °C	max. 0,85	V
$r_T$	$T_{vj} = 180$ °C	max. 11	m $\Omega$
$I_{RD}$	$T_{vj} = 180$ °C; $V_{RD} = V_{RRM}$	max. 4	mA
$Q_{rr}$	$T_{vj} = 160$ °C; $- di_F/dt = 10$ A/ $\mu$ s	20	$\mu$ C
$R_{th(j-c)}$		2	K/W
$R_{th(c-s)}$		1	K/W
$T_{vj}$		- 40 ... + 180	°C
$T_{stg}$		- 55 ... + 180	°C
$V_{isol}$		-	V~
$M_s$	to heatsink	2,0	Nm
$a$		5 * 9,81	m/s <sup>2</sup>
$m$	approx.	11	g
Case		E 9	



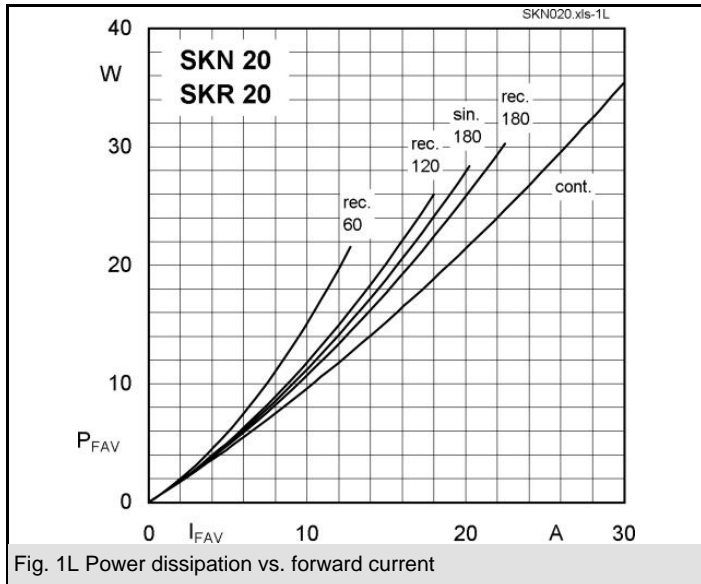


Fig. 1L Power dissipation vs. forward current

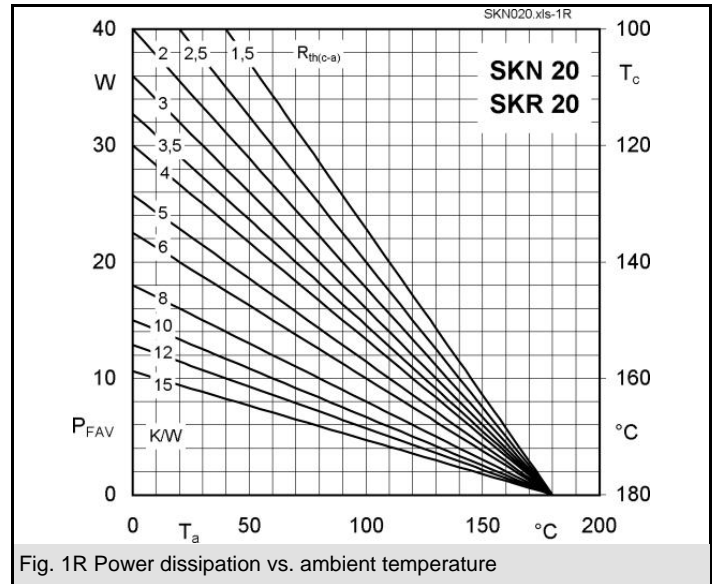


Fig. 1R Power dissipation vs. ambient temperature

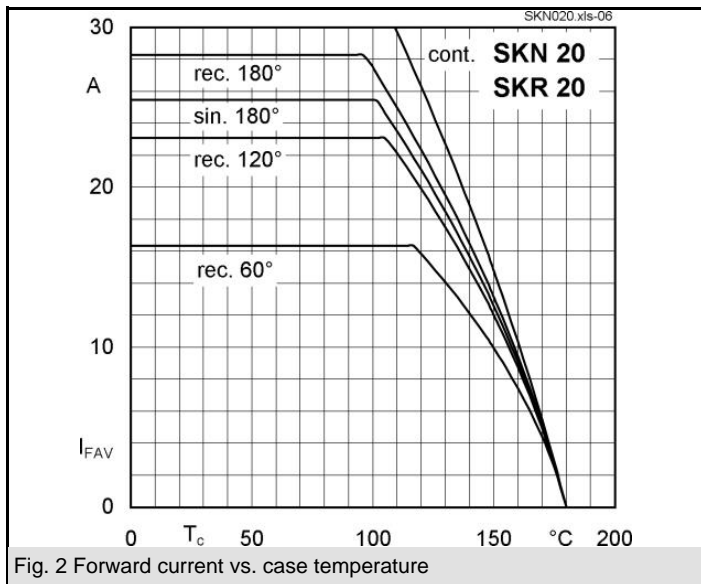


Fig. 2 Forward current vs. case temperature

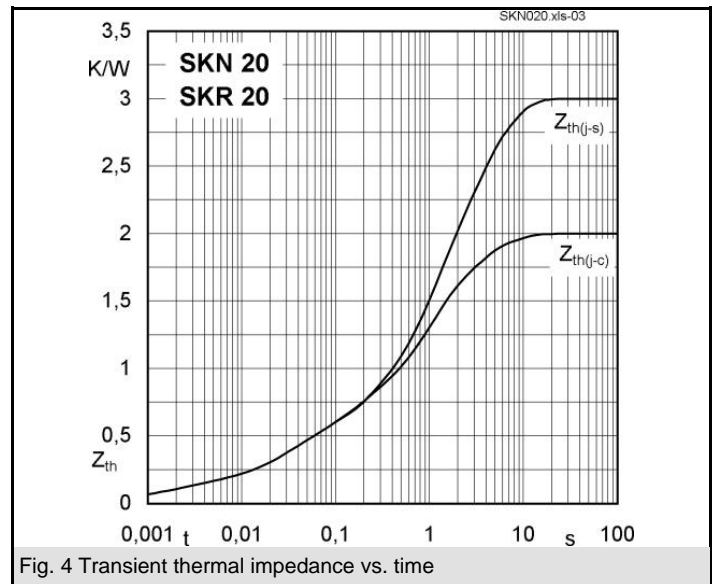


Fig. 4 Transient thermal impedance vs. time

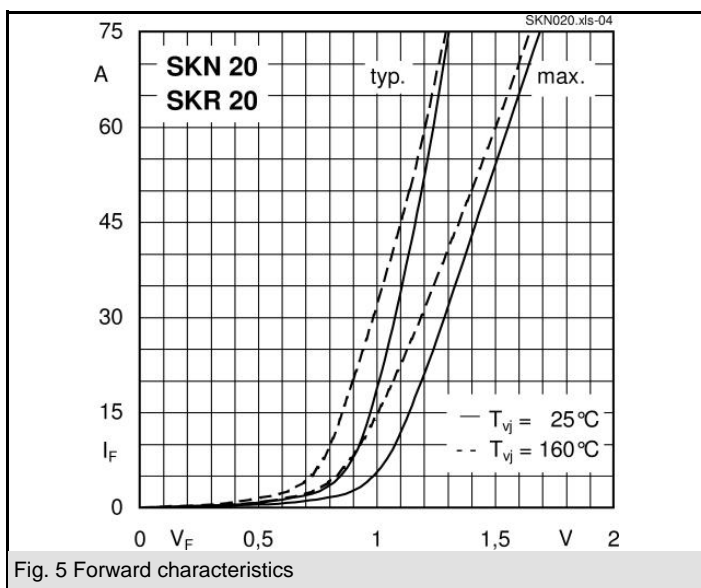


Fig. 5 Forward characteristics

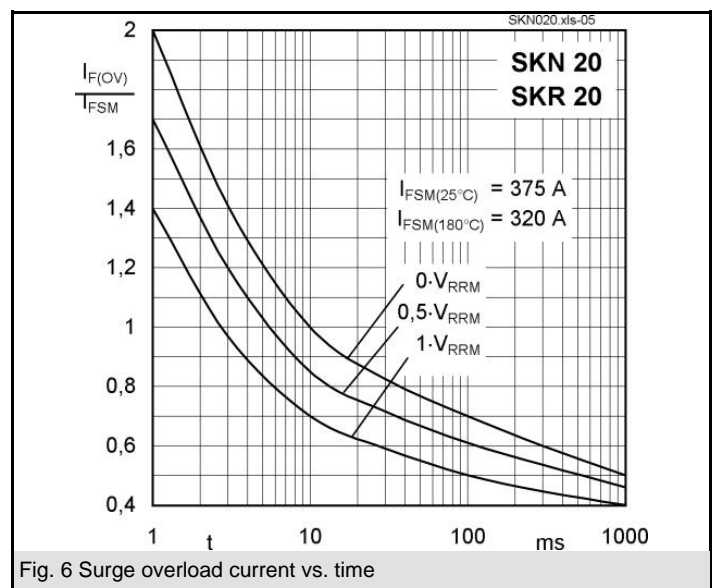
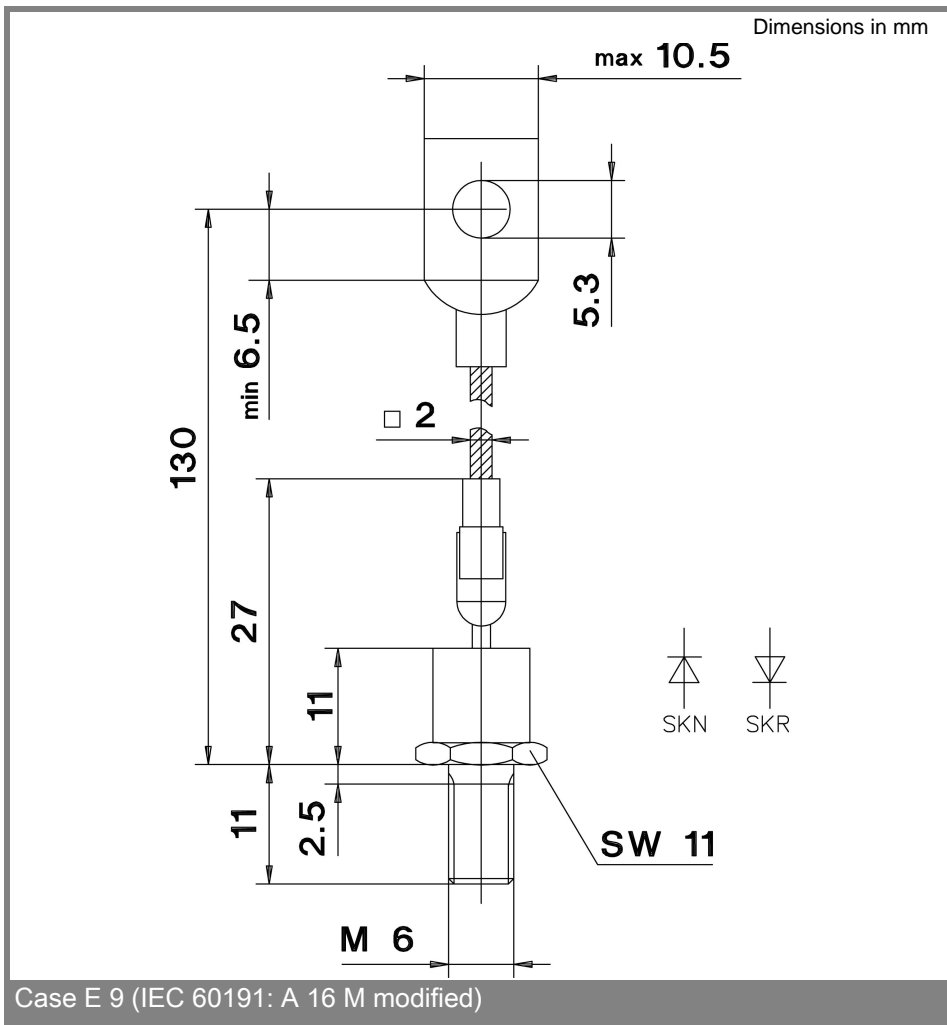


Fig. 6 Surge overload current vs. time



\* The specifications of our components may not be considered as an assurance of component characteristics. Components have to be tested for the respective application. Adjustments may be necessary. The use of SEMIKRON products in life support appliances and systems is subject to prior specification and written approval by SEMIKRON. We therefore strongly recommend prior consultation of our personal.