

PLEASE CHECK WWW.MOLEX.COM FOR LATEST PART INFORMATION

Part Number: [0879114811](#)
Status: **Active**
Overview: [cgrid_sl_products](#)
Description: 2.54mm (.100") Pitch C-Grid® Header, Right Angle, Through Hole, 48 Circuits, 0.38µm (15µ") Gold (Au) Selective Plating, Tube Packaging, Lead-free

Documents:

[3D Model](#) [RoHS Certificate of Compliance \(PDF\)](#)
[Drawing \(PDF\)](#)

Agency Certification

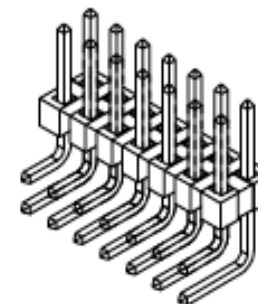
UL E29179

General

Product Family PCB Headers
 Series [87911](#)
 Application Board-to-Board, Wire-to-Board
 Overview [cgrid_sl_products](#)
 Product Name C-Grid®

Physical

Breakaway Yes
 Circuits (Loaded) 48
 Circuits (maximum) 48
 Color - Resin Black
 First Mate / Last Break No
 Flammability 94V-0
 Glow-Wire Compliant No
 Guide to Mating Part No
 Keying to Mating Part None
 Lock to Mating Part None
 Material - Metal Copper Alloy
 Material - Plating Mating Gold
 Material - Plating Termination Tin
 Material - Resin High Temperature Thermoplastic
 Number of Rows 2
 Orientation Right Angle
 PC Tail Length (in) 0.125 In
 PC Tail Length (mm) 3.18 mm
 PCB Locator No
 PCB Retention None
 PCB Thickness Recommended (in) 0.062 In
 PCB Thickness Recommended (mm) 1.60 mm
 Packaging Type Tube
 Pitch - Mating Interface (in) 0.100 In
 Pitch - Mating Interface (mm) 2.54 mm
 Pitch - Term. Interface (in) 0.100 In
 Pitch - Term. Interface (mm) 2.54 mm
 Plating min: Mating (µin) 15
 Plating min: Mating (µm) 0.38
 Polarized to Mating Part No
 Polarized to PCB No
 Shrouded No
 Stackable No
 Surface Mount Compatible (SMC) Yes
 Temperature Range - Operating -55°C to +105°C



Series

image - Reference only

EU RoHS

ELV and RoHS Compliant
REACH SVHC
 Not Reviewed
Halogen-Free Status

China RoHS



Not Reviewed

Need more information on product environmental compliance?

Email productcompliance@molex.com
 For a multiple part number RoHS Certificate of Compliance, [click here](#)

Please visit the [Contact Us](#) section for any non-product compliance questions.

Search Parts in this Series

[87911Series](#)

Mates With

7859 Shunts. C-Grid® PCB Receptacles like 71850. [SL™](#) IDT Housing like 70450

Termination Interface: Style

Through Hole

Electrical

Current - Maximum per Contact

3A

Voltage - Maximum

250V

Material Info

Reference - Drawing Numbers

Sales Drawing

SD-87911-027

This document was generated on 05/25/2010

PLEASE CHECK WWW.MOLEX.COM FOR LATEST PART INFORMATION

10 9 8 7 6 5 4 3 2 1

F

E

D

C

B

A

F

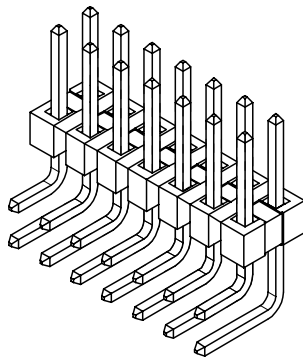
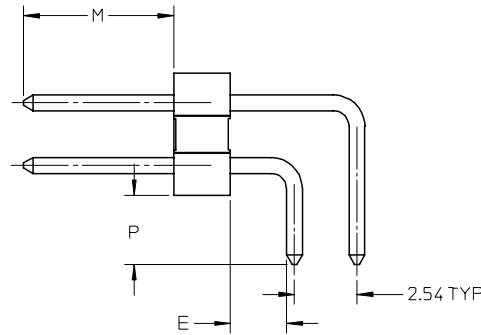
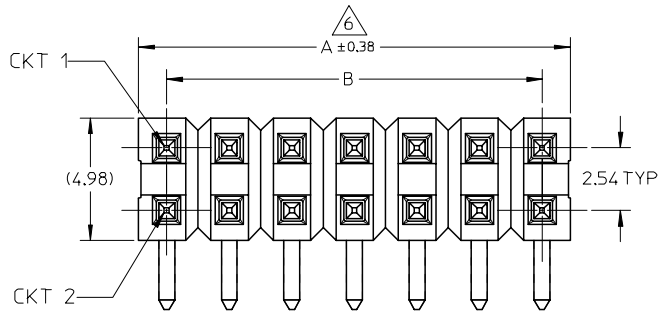
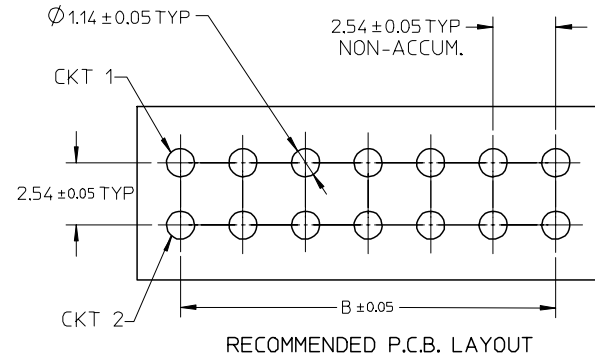
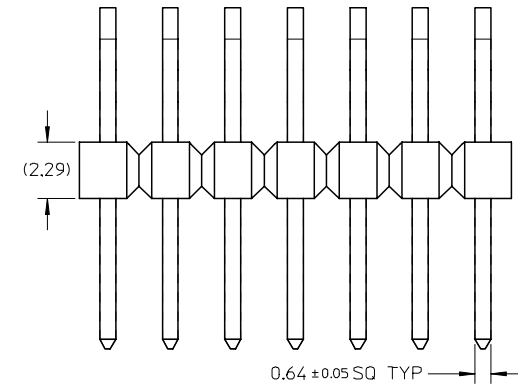
E

D

C

B

A



NOTE:

1. MATERIAL:
 - HOUSING: - LCP, GLASS FILLED, UL94V-0
 - COLOR: BLACK
 - TERMINAL: - COPPER ALLOY, 0.64MM SQ
2. PLATING TYPE:
 - 1) 15µin MIN. GOLD PLATE ON CONTACT AND 75µin MIN. TIN ON SOLDER TAIL OVER 50µin MIN. NICKEL OVERALL.
 - 2) 30µin MIN. GOLD PLATE ON CONTACT AND 75µin MIN. TIN ON SOLDER TAIL OVER 50µin MIN. NICKEL OVERALL.
 - 3) 100µin MIN. TIN OVERALL. 50µin MIN. NICKEL OVERALL.
3. THE ABOVE 14 CKT SHOWN IS FOR ILLUSTRATION ONLY..
4. PIN PUSHOUT FORCE: 1KG MIN. IN EITHER DIRECTION
5. PART TO BE PACKED IN TUBE.
6. IRREGULAR CIRCUIT CUTOFF WITHIN BREAKAWAY SECTION IS PERMISSIBLE. CUTTING OR CHIPPING OF THE MAIN BODY IS NOT ACCEPTABLE
7. RECOMMENDED PCB THICKNESS = 1.60 ± 0.10mm
8. PRODUCT SPECIFICATION: PS-87920-019
9. PACKAGING SPECIFICATION: PK-89990-519

9 8 7 6 5 4 3 2 1

REVISED EC NO: S2007-0544 DRWNS:SKLIM01 2006/12/13 CHKD:CWLM 2006/12/19 APPR:KWLEE 2006/12/27	QUALITY SYMBOLS ▽=0 ▽=0	GENERAL TOLERANCES (UNLESS SPECIFIED)		DIMENSION STYLE MM ONLY		SCALE NTS	DESIGN UNITS METRIC	THIRD ANGLE PROJECTION		
				DRAWN BY YLQ1A0		DATE 2005/01/17		TITLE CUSTOM HEADER C-GRID DUAL ROW HEADER RIGHT ANGLE THROUGH HOLE		
				CHECKED BY PTLIM		DATE 2005/01/25		MOLEX INCORPORATED		
				APPROVED BY SCLOW		DATE 2005/01/25		DOCUMENT NO. SD-87911-027		SHEET NO. 1 OF 4
DRAFT WHERE APPLICABLE MUST REMAIN WITHIN DIMENSIONS		SEE TABLE		THIS DRAWING CONTAINS INFORMATION THAT IS PROPRIETARY TO MOLEX INCORPORATED AND SHOULD NOT BE USED WITHOUT WRITTEN PERMISSION						

PART NO.	CKT SIZE	VOID POSITION	PLATING TYPE	DIMENSION				
				A	B	M	P	E
87911-0411	4	-----	1	5.08	2.54	6.10	3.18	2.27
87911-0412	4	-----	2	5.08	2.54	6.10	3.18	2.27
87911-0413	4	-----	3	5.08	2.54	6.10	3.18	2.27
87911-0611	6	-----	1	7.62	5.08	6.10	3.18	2.27
87911-0612	6	-----	2	7.62	5.08	6.10	3.18	2.27
87911-0613	6	-----	3	7.62	5.08	6.10	3.18	2.27
87911-0811	8	-----	1	10.16	7.62	6.10	3.18	2.27
87911-0812	8	-----	2	10.16	7.62	6.10	3.18	2.27
87911-0813	8	-----	3	10.16	7.62	6.10	3.18	2.27
87911-0800	8	-----	1	10.16	7.62	6.10	2.79	2.29
87911-1011	10	-----	1	12.70	10.16	6.10	3.18	2.27
87911-1012	10	-----	2	12.70	10.16	6.10	3.18	2.27
87911-1013	10	-----	3	12.70	10.16	6.10	3.18	2.27
87911-1211	12	-----	1	15.24	12.70	6.10	3.18	2.27
87911-1212	12	-----	2	15.24	12.70	6.10	3.18	2.27
87911-1213	12	-----	3	15.24	12.70	6.10	3.18	2.27
87911-1411	14	-----	1	17.78	15.24	6.10	3.18	2.27
87911-1412	14	-----	2	17.78	15.24	6.10	3.18	2.27
87911-1413	14	-----	3	17.78	15.24	6.10	3.18	2.27
87911-1611	16	-----	1	20.32	17.78	6.10	3.18	2.27
87911-1612	16	-----	2	20.32	17.78	6.10	3.18	2.27
87911-1613	16	-----	3	20.32	17.78	6.10	3.18	2.27

PART NO.	CKT SIZE	VOID POSITION	PLATING TYPE	DIMENSION				
				A	B	M	P	E
87911-1811	18	-----	1	22.86	20.32	6.10	3.18	2.27
87911-1812	18	-----	2	22.86	20.32	6.10	3.18	2.27
87911-1813	18	-----	3	22.86	20.32	6.10	3.18	2.27
87911-2011	20	-----	1	25.40	22.86	6.10	3.18	2.27
87911-2012	20	-----	2	25.40	22.86	6.10	3.18	2.27
87911-2013	20	-----	3	25.40	22.86	6.10	3.18	2.27
87911-2211	22	-----	1	27.94	25.40	6.10	3.18	2.27
87911-2212	22	-----	2	27.94	25.40	6.10	3.18	2.27
87911-2213	22	-----	3	27.94	25.40	6.10	3.18	2.27
87911-2411	24	-----	1	30.48	27.94	6.10	3.18	2.27
87911-2412	24	-----	2	30.48	27.94	6.10	3.18	2.27
87911-2413	24	-----	3	30.48	27.94	6.10	3.18	2.27
87911-2611	26	-----	1	33.02	30.48	6.10	3.18	2.27
87911-2612	26	-----	2	33.02	30.48	6.10	3.18	2.27
87911-2613	26	-----	3	33.02	30.48	6.10	3.18	2.27
87911-2811	28	-----	1	35.56	33.02	6.10	3.18	2.27
87911-2812	28	-----	2	35.56	33.02	6.10	3.18	2.27
87911-2813	28	-----	3	35.56	33.02	6.10	3.18	2.27
87911-3011	30	-----	1	38.10	35.56	6.10	3.18	2.27
87911-3012	30	-----	2	38.10	35.56	6.10	3.18	2.27
87911-3013	30	-----	3	38.10	35.56	6.10	3.18	2.27

REVISED EC NO: S2007-0544 DRWNS:KLI M01 2006/12/19 CHKD:CWJAM 2006/12/19 APPR:KWLEE 2006/12/27	QUALITY SYMBOLS =0 =0	GENERAL TOLERANCES (UNLESS SPECIFIED)	DIMENSION STYLE MM ONLY	SCALE NTS	DESIGN UNITS METRIC	THIRD ANGLE PROJECTION		
		4 PLACES ± --- ± --- 3 PLACES ± --- ± --- 2 PLACES ± 0.2 ± --- 1 PLACE ± --- ± ---	mm INCH	DRAWN BY YLQ1A0	DATE 2005/01/17	TITLE CUSTOM HEADER C-GRID DUAL ROW HEADER RIGHT ANGLE THROUGH HOLE		
		ANGULAR ± 3 °	APPROVED BY SCLOW	DATE 2005/01/25	MOLEX INCORPORATED			
		DRAFT WHERE APPLICABLE MUST REMAIN WITHIN DIMENSIONS	MATERIAL NO.	SEE TABLE	DOCUMENT NO. SD-87911-027	SHEET NO. 2 OF 4		

PART NO.	CKT SIZE	VOID POSITION	PLATING TYPE	DIMENSION				
				A	B	M	P	E
87911-3211	32	-----	1	40.64	38.10	6.10	3.18	2.27
87911-3212	32	-----	2	40.64	38.10	6.10	3.18	2.27
87911-3213	32	-----	3	40.64	38.10	6.10	3.18	2.27
87911-3411	34	-----	1	43.18	40.64	6.10	3.18	2.27
87911-3412	34	-----	2	43.18	40.64	6.10	3.18	2.27
87911-3413	34	-----	3	43.18	40.64	6.10	3.18	2.27
87911-3611	36	-----	1	45.72	43.18	6.10	3.18	2.27
87911-3612	36	-----	2	45.72	43.18	6.10	3.18	2.27
87911-3613	36	-----	3	45.72	43.18	6.10	3.18	2.27
87911-3811	38	-----	1	48.26	45.72	6.10	3.18	2.27
87911-3812	38	-----	2	48.26	45.72	6.10	3.18	2.27
87911-3813	38	-----	3	48.26	45.72	6.10	3.18	2.27
87911-4011	40	-----	1	50.80	48.26	6.10	3.18	2.27
87911-4012	40	-----	2	50.80	48.26	6.10	3.18	2.27
87911-4013	40	-----	3	50.80	48.26	6.10	3.18	2.27
87911-4211	42	-----	1	53.34	50.80	6.10	3.18	2.27
87911-4212	42	-----	2	53.34	50.80	6.10	3.18	2.27
87911-4213	42	-----	3	53.34	50.80	6.10	3.18	2.27
87911-4411	44	-----	1	55.88	53.34	6.10	3.18	2.27
87911-4412	44	-----	2	55.88	53.34	6.10	3.18	2.27
87911-4413	44	-----	3	55.88	53.34	6.10	3.18	2.27

PART NO.	CKT SIZE	VOID POSITION	PLATING TYPE	DIMENSION				
				A	B	M	P	E
87911-4611	46	-----	1	58.42	55.88	6.10	3.18	2.27
87911-4612	46	-----	2	58.42	55.88	6.10	3.18	2.27
87911-4613	46	-----	3	58.42	55.88	6.10	3.18	2.27
87911-4811	48	-----	1	60.96	58.42	6.10	3.18	2.27
87911-4812	48	-----	2	60.96	58.42	6.10	3.18	2.27
87911-4813	48	-----	3	60.96	58.42	6.10	3.18	2.27
87911-5011	50	-----	1	63.50	60.96	6.10	3.18	2.27
87911-5012	50	-----	2	63.50	60.96	6.10	3.18	2.27
87911-5013	50	-----	3	63.50	60.96	6.10	3.18	2.27
87911-5211	52	-----	1	66.04	63.50	6.10	3.18	2.27
87911-5212	52	-----	2	66.04	63.50	6.10	3.18	2.27
87911-5213	52	-----	3	66.04	63.50	6.10	3.18	2.27
87911-5411	54	-----	1	68.58	66.04	6.10	3.18	2.27
87911-5412	54	-----	2	68.58	66.04	6.10	3.18	2.27
87911-5413	54	-----	3	68.58	66.04	6.10	3.18	2.27
87911-5611	56	-----	1	71.12	68.58	6.10	3.18	2.27
87911-5612	56	-----	2	71.12	68.58	6.10	3.18	2.27
87911-5613	56	-----	3	71.12	68.58	6.10	3.18	2.27
87911-5811	58	-----	1	73.66	71.12	6.10	3.18	2.27
87911-5812	58	-----	2	73.66	71.12	6.10	3.18	2.27
87911-5813	58	-----	3	73.66	71.12	6.10	3.18	2.27

REVISED	EC NO: S2007-0544	QUALITY SYMBOLS ▽=0 ◻=0
	DRWNS:KLI M01 2006/12/19	
	CHKD:CWLM 2006/12/19	
	APPR:KWLEE 2006/12/27	
REV	DESCRIPTION	

GENERAL TOLERANCES (UNLESS SPECIFIED)	
4 PLACES	± --- ± ---
3 PLACES	± --- ± ---
2 PLACES	± 0.2 ± ---
1 PLACE	± --- ± ---
ANGULAR ± 3 °	
DRAFT WHERE APPLICABLE MUST REMAIN WITHIN DIMENSIONS	

DIMENSION STYLE MM ONLY	
DRAWN BY YLQIAO	DATE 2005/01/17
CHECKED BY PTL IM	DATE 2005/01/25
APPROVED BY SCLOW	DATE 2005/01/25
MATERIAL NO.	
SEE TABLE	

SCALE NTS	DESIGN UNITS METRIC	THIRD ANGLE PROJECTION
TITLE CUSTOM HEADER C-GRID DUAL ROW HEADER RIGHT ANGLE THROUGH HOLE		
MOLEX INCORPORATED		
DOCUMENT NO. SD-87911-027	SHEET NO. 3 OF 4	
THIS DRAWING CONTAINS INFORMATION THAT IS PROPRIETARY TO MOLEX INCORPORATED AND SHOULD NOT BE USED WITHOUT WRITTEN PERMISSION		

PART NO.	CKT SIZE	VOID POSITION	PLATING TYPE	DIMENSION				
				A	B	M	P	E
87911-6011	60	-----	1	76.20	73.66	6.10	3.18	2.27
87911-6012	60	-----	2	76.20	73.66	6.10	3.18	2.27
87911-6013	60	-----	3	76.20	73.66	6.10	3.18	2.27
87911-6211	62	-----	1	78.74	76.20	6.10	3.18	2.27
87911-6212	62	-----	2	78.74	76.20	6.10	3.18	2.27
87911-6213	62	-----	3	78.74	76.20	6.10	3.18	2.27
87911-6411	64	-----	1	81.28	78.74	6.10	3.18	2.27
87911-6412	64	-----	2	81.28	78.74	6.10	3.18	2.27
87911-6413	64	-----	3	81.28	78.74	6.10	3.18	2.27
87911-6611	66	-----	1	83.82	81.28	6.10	3.18	2.27
87911-6612	66	-----	2	83.82	81.28	6.10	3.18	2.27
87911-6613	66	-----	3	83.82	81.28	6.10	3.18	2.27
87911-6811	68	-----	1	86.36	83.82	6.10	3.18	2.27
87911-6812	68	-----	2	86.36	83.82	6.10	3.18	2.27
87911-6813	68	-----	3	86.36	83.82	6.10	3.18	2.27
87911-7011	70	-----	1	88.90	86.36	6.10	3.18	2.27
87911-7012	70	-----	2	88.90	86.36	6.10	3.18	2.27
87911-7013	70	-----	3	88.90	86.36	6.10	3.18	2.27
87911-7211	72	-----	1	91.44	88.90	6.10	3.18	2.27
87911-7212	72	-----	2	91.44	88.90	6.10	3.18	2.27
87911-7213	72	-----	3	91.44	88.90	6.10	3.18	2.27

PART NO.	CKT SIZE	VOID POSITION	PLATING TYPE	DIMENSION				
				A	B	M	P	E
87911-7411	74	-----	1	93.98	91.44	6.10	3.18	2.27
87911-7412	74	-----	2	93.98	91.44	6.10	3.18	2.27
87911-7413	74	-----	3	93.98	91.44	6.10	3.18	2.27
87911-7611	76	-----	1	96.52	93.98	6.10	3.18	2.27
87911-7612	76	-----	2	96.52	93.98	6.10	3.18	2.27
87911-7613	76	-----	3	96.52	93.98	6.10	3.18	2.27
87911-7811	78	-----	1	99.06	96.52	6.10	3.18	2.27
87911-7812	78	-----	2	99.06	96.52	6.10	3.18	2.27
87911-7813	78	-----	3	99.06	96.52	6.10	3.18	2.27
87911-8011	80	-----	1	101.60	99.06	6.10	3.18	2.27
87911-8012	80	-----	2	101.60	99.06	6.10	3.18	2.27
87911-8013	80	-----	3	101.60	99.06	6.10	3.18	2.27

F

E

D

C

B

A

F

E

D

C

B

A

REVISED EC NO: S2007-0544 DRWNS:KLI M01 2006/12/19 CHKD:CWAM 2006/12/19 APPR:KWLEE 2006/12/27	QUALITY SYMBOLS ▽=0 ▽=0	GENERAL TOLERANCES (UNLESS SPECIFIED)		DIMENSION STYLE MM ONLY		SCALE NTS	DESIGN UNITS METRIC	THIRD ANGLE PROJECTION		
						DRAWN BY YLQ1A0		TITLE CUSTOM HEADER C-GRID DUAL ROW HEADER RIGHT ANGLE THROUGH HOLE		
						CHECKED BY PTL IM		MOLEX INCORPORATED		
						APPROVED BY SCLOW		DOCUMENT NO. SD-87911-027		SHEET NO. 4 OF 4
		DRAFT WHERE APPLICABLE MUST REMAIN WITHIN DIMENSIONS		SEE TABLE		THIS DRAWING CONTAINS INFORMATION THAT IS PROPRIETARY TO MOLEX INCORPORATED AND SHOULD NOT BE USED WITHOUT WRITTEN PERMISSION				