

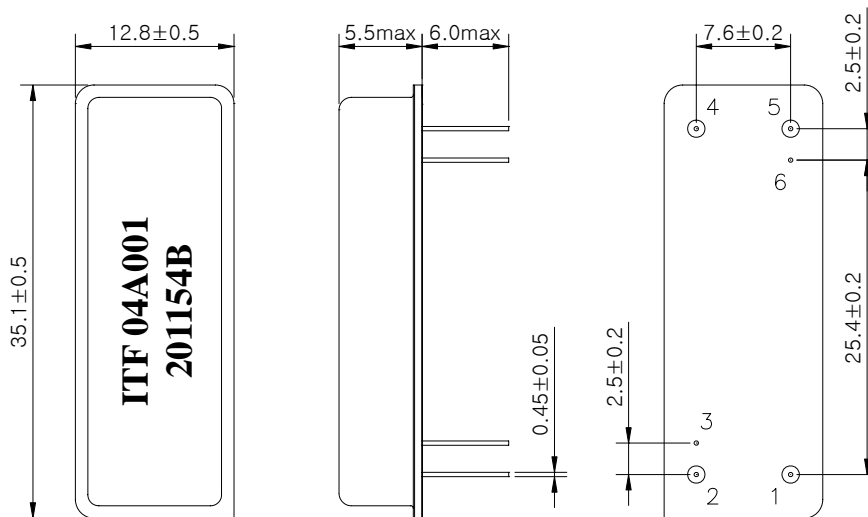
SAW Bandpass Filter 201154B



1. Features

- IF Bandpass Filter
- High Attenuation
- Single-Ended Operation
- DIP Package
- Maximum Storage Temperature Range : -40°C ~ 85°C
- Electrostatics Sensitive Device (ESD)

2. Package Dimension



Package : D3512

Dimensions shown are nominal in millimeters
 Base : Fe(SPCC), Au plating over Ni plated
 Cap : Cu & Cr Alloy, Ni Plated
 Termination : Kovar, Au Plated

Pin Configuration	
1	Input
5	Output
2, 4	Ground
3, 6	Case ground

	ITF Co., Ltd. 102-901, Bucheon Technopark 364, Samjeong-Dong, Ojeong-Gu, Bucheon-City, Gyeonggi-Do, Korea 421-809	Part No.	201154B	
		Rev. Date	2004-06-01	
		Rev.	NM3007-CS02	1/5

SAW Bandpass Filter 201154B



3. Specifications

Fo = 70.0 MHz


Terminating source impedance : 50Ω and matching network

Terminating load impedance : 50Ω and matching network

		Minimum	Typical	Maximum
Center Frequency	MHz	-	70.0	-
Insertion Loss	dB	-	28.0	30.0
1dB Bandwidth	MHz	21.5	21.75	-
3dB Bandwidth	MHz	21.9	22.0	22.1
40dB Bandwidth	MHz	-	22.85	23.0
Amplitude Ripple (Fo +/- 10.5 MHz)	dB	-	0.8	1.0
Group Delay Variation (Fo +/- 10.5 MHz)	nsec	-	30	100
Absolute Delay	usec	-	3.0	-
Relative Attenuation				
at 30.0 ~ 58.4 MHz	dB	45	50	-
at 58.4 ~ 58.6 MHz	dB	27	30	-
at 81.4 ~ 81.6 MHz	dB	27	30	-
at 81.6 ~ 100 MHz	dB	45	50	-
Temperature Coefficient of Frequency	ppm/°C	-	-72	-

Notes :

- 1) All specifications are based on the matching schematic shown below
- 2) All specifications are measured by Agilent Network analyzer and full 2 port calibration at room temperature
- 3) All attenuation measurements are measured relative to insertion loss

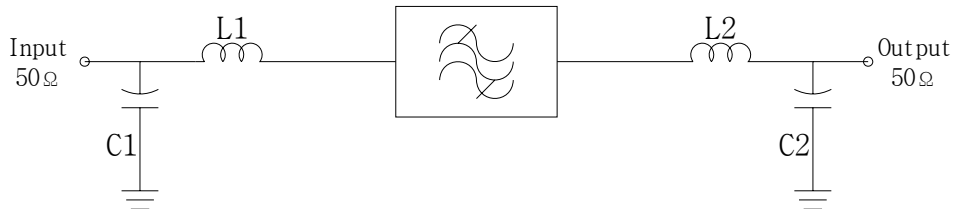
 Integrated Technology Future	ITF Co., Ltd. 102-901, Bucheon Technopark 364, Samjeong-Dong, Ojeong-Gu, Bucheon-City, Gyeonggi-Do, Korea 421-809	Part No.	201154B	
		Rev. Date	2004-06-01	
		Rev.	NM3007-CS02	2/5

SAW Bandpass Filter 201154B



4. Matching Schematic

(Actual matching values may vary due to PCB layout and parasitics)



$$L1 = L2 = 100 \text{ nH}$$

$$C1 = C2 = 22 \text{ pF}$$

5. Marking Configuration


ITF¹⁾04A001²⁾

201154B³⁾

1) Manufacturer name

2) Lot Number

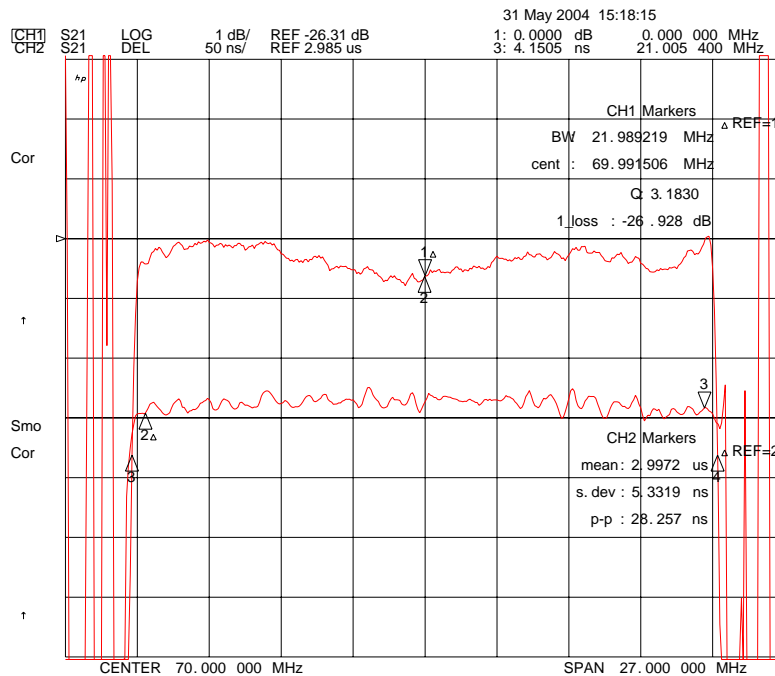
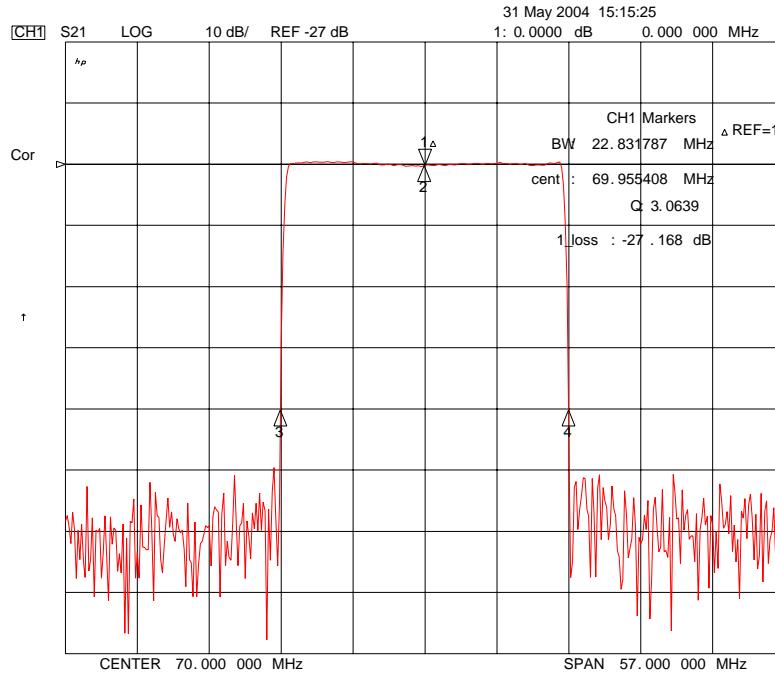
3) Part Number

 Integrated Technology Future	ITF Co., Ltd. 102-901, Bucheon Technopark 364, Samjeong-Dong, Ojeong-Gu, Bucheon-City, Gyeonggi-Do, Korea 421-809	Part No.	201154B	
		Rev. Date	2004-06-01	
		Rev.	NM3007-CS02	3/5

SAW Bandpass Filter 201154B



6. Typical Performance (at +25°C)



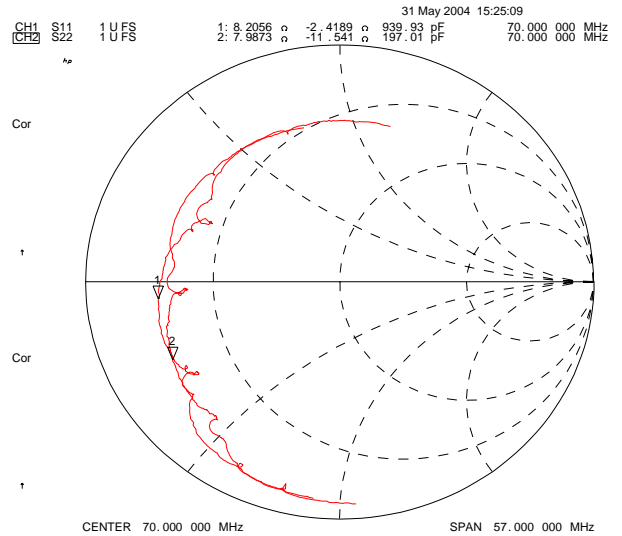
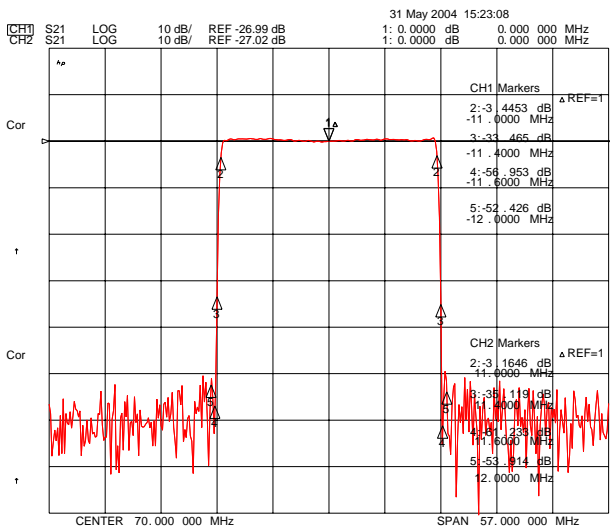
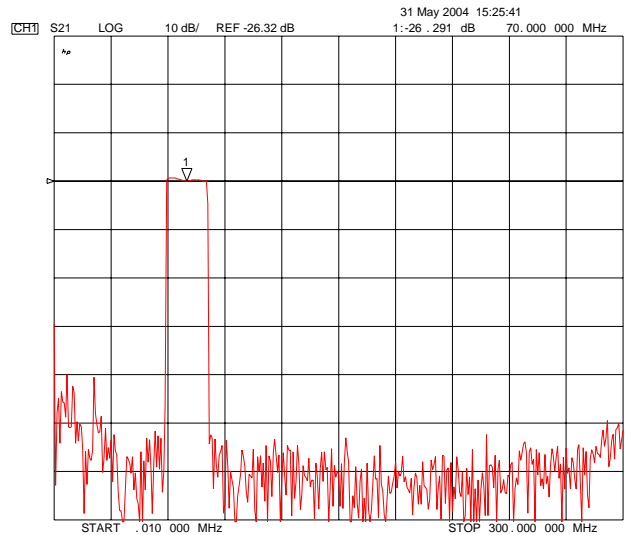
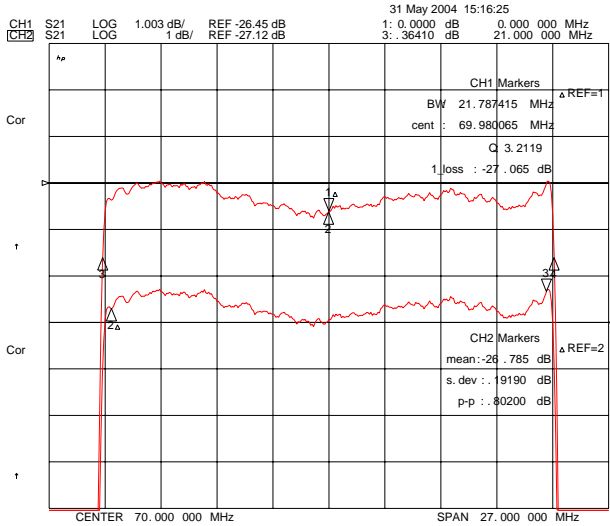
ITF Co., Ltd.
 102-901, Bucheon Technopark 364,
 Samjeong-Dong, Ojeong-Gu, Bucheon-City,
 Gyeonggi-Do, Korea 421-809

Part No. 201154B

Rev. Date 2004-06-01

Rev. NM3007-CS02 4/5

SAW Bandpass Filter 201154B



ITF Co., Ltd.
 102-901, Bucheon Technopark 364,
 Samjeong-Dong, Ojeong-Gu, Bucheon-City,
 Gyeonggi-Do, Korea 421-809

Part No.	201154B	
Rev. Date	2004-06-01	
Rev.	NM3007-CS02	5/5