

**PLEASE CHECK WWW.MOLEX.COM FOR LATEST PART INFORMATION**

**Part Number:** [0014445311](#)  
**Status:** **Active**  
**Overview:** [cgrid\\_sl\\_products](#)  
**Description:** 2.54mm (.100") Pitch SL™ Insulation Displacement Connector Assembly, Male, Single Row, Version D, Back Ribs, for Wire Size 22, 0.38µm (15µ") Gold (Au), 11 Circuits

**Documents:**

[3D Model](#) [Product Specification PS-70400 \(PDF\)](#)  
[Drawing \(PDF\)](#) [RoHS Certificate of Compliance \(PDF\)](#)

**Agency Certification**

CSA LR19980  
 UL E29179

**General**

Product Family Ribbon Cable / Wire Trap Connectors  
 Series [70475](#)  
 Comments Terminals Preloaded  
 Component Type Housing  
 Glow-Wire Compliant No  
 Overview [cgrid\\_sl\\_products](#)  
 Product Name SL™

**Physical**

Circuits (Loaded) 11  
 Durability (mating cycles max) 50  
 Entry Angle Vertical  
 Flammability 94V-0  
 Lock to Mating Part None  
 Number of Rows 1  
 PCB Retention None  
 Packaging Type Tube  
 Pitch - Mating Interface (in) 0.100 In  
 Pitch - Mating Interface (mm) 2.54 mm  
 Polarized to Mating Part No  
 Stackable Yes  
 Surface Mount Compatible (SMC) N/A  
 Temperature Range - Operating -40°C to +105°C  
 Wire Insulation Diameter 1.35mm (.053") max.  
 Wire Size AWG 22  
 Wire/Cable Type Discrete Wire, Ribbon Cable

**Electrical**

Current - Maximum per Contact 3A  
 Voltage - Maximum 250V

**Material Info**

Old Part Number 70475-5311

**Reference - Drawing Numbers**

Product Specification PS-70400

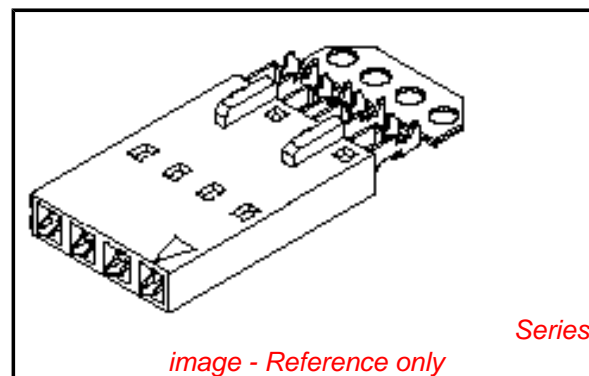


image - Reference only

**EU RoHS**  
**ELV and RoHS**  
**Compliant**  
**REACH SVHC**  
**Not Reviewed**  
**Halogen-Free**  
**Status**  
**Not Reviewed**

**China RoHS**



**Need more information on product environmental compliance?**

Email [productcompliance@molex.com](mailto:productcompliance@molex.com)  
 For a multiple part number RoHS Certificate of Compliance, [click here](#)

Please visit the [Contact Us](#) section for any non-product compliance questions.

**Search Parts in this Series**

[70475Series](#)

**Mates With**

[70004](#) Interim Clip (Single Row), [70013](#) Interim Clip (Dual Row)

**Use With**

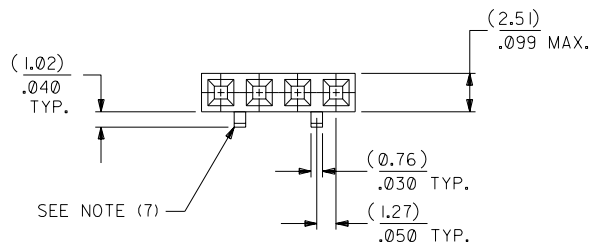
[7307](#) Tinned 28AWG, [7767](#) Topcoat 28AWG, [24241](#) Tinned 26AWG, [8996](#) Topcoat 26AWG, [24226](#) Tinned 24AWG, [8997](#) Topcoat 24AWG, [24369](#) High Flex 26AWG, [24389](#) High Flex 24AWG

# OPTION D

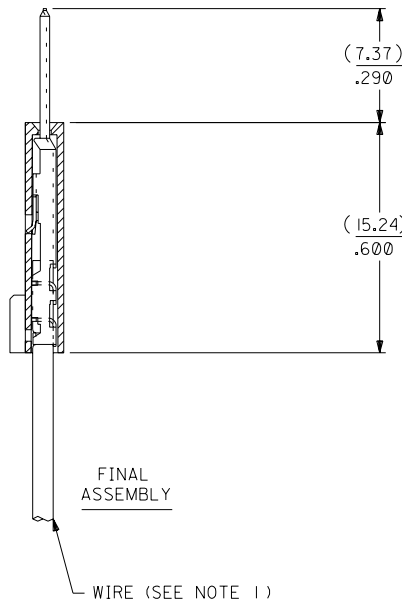
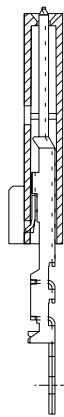
**NOTES:**

- 1) TO BE USED WITH (22) AWG. STRANDED WIRE WITH (1.35)/.053 DIA. MAX. INSULATION.
- 2) SEE CHART FOR CIRCUIT SIZES.
- 3) STANDARD PACKAGING PER PK-70873-0001. OPTIONAL PACKAGING MAY BE AVAILABLE, REQUEST DWG. PK-70475.
- 4) PARTS STACKABLE END TO END ON (2.54)/.100 CENTERS.
- 5) REFER TO PRODUCT SPECIFICATION: PS-70475.
- 6) SEE DWG. SDA-70475-\*\*\*\*\* (SHT.3) FOR OPTIONAL HOUSING DETAILS.
- 7) 4 CIRCUIT SHOWN. 3 - 25 CKT'S. HAVE (2) RIBS.
- 8) TO MATE WITH MOLEX PART NO'S.: 70018-\*\*\*\*, 70022-\*\*\*\*, 70104-\*\*\*\*.
- 9) 2 CIRCUIT ASSEMBLIES SUPPLIED AS GROUPED PAIRS.

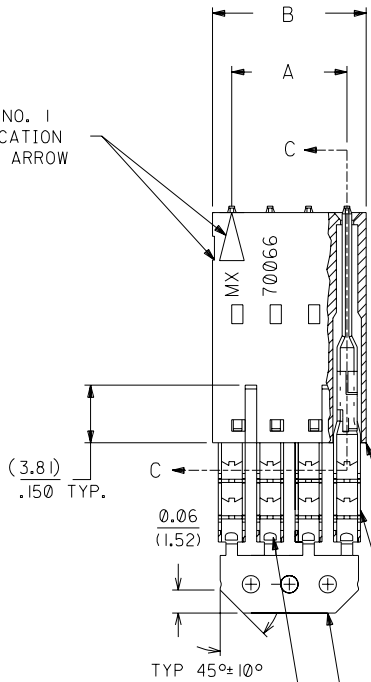
CKT. SIZE	A	B	EDP. NO.	ENG. NO.
2	( 2.54 ) .100	( 5.05 ) .199	14-44-5302	A-70475-2346
3	( 5.08 ) .200	( 7.59 ) .299	14-44-5303	A-70475-2347
4	( 7.62 ) .300	( 10.13 ) .399	14-44-5304	A-70475-2348
5	( 10.16 ) .400	( 12.67 ) .499	14-44-5305	A-70475-2349
6	( 12.70 ) .500	( 15.21 ) .599	14-44-5306	A-70475-2350
7	( 15.24 ) .600	( 17.75 ) .699	14-44-5307	A-70475-2351
8	( 17.78 ) .700	( 20.29 ) .799	14-44-5308	A-70475-2352
9	( 20.32 ) .800	( 22.83 ) .899	14-44-5309	A-70475-2353
10	( 22.86 ) .900	( 25.37 ) .999	14-44-5310	A-70475-2354
11	( 25.54 ) 1.000	( 27.91 ) 1.099	14-44-5311	A-70475-2355
12	( 27.94 ) 1.100	( 30.45 ) 1.199	14-44-5312	A-70475-2356
13	( 30.48 ) 1.200	( 32.99 ) 1.299	14-44-5313	A-70475-2357
14	( 33.02 ) 1.300	( 35.53 ) 1.399	14-44-5314	A-70475-2358
15	( 35.56 ) 1.400	( 38.07 ) 1.499	14-44-5315	A-70475-2359
16	( 38.01 ) 1.500	( 40.61 ) 1.599	14-44-5316	A-70475-2360
17	( 40.64 ) 1.600	( 43.15 ) 1.699	14-44-5317	A-70475-2361
18	( 43.18 ) 1.700	( 45.69 ) 1.799	14-44-5318	A-70475-2362
19	( 45.72 ) 1.800	( 48.23 ) 1.899	14-44-5319	A-70475-2363
20	( 48.26 ) 1.900	( 50.77 ) 1.999	14-44-5320	A-70475-2364
21	( 50.80 ) 2.000	( 53.31 ) 2.099	14-44-5321	A-70475-2365
22	( 53.34 ) 2.100	( 55.85 ) 2.199	14-44-5322	A-70475-2366
23	( 55.88 ) 2.200	( 58.39 ) 2.299	14-44-5323	A-70475-2367
24	( 58.42 ) 2.300	( 60.93 ) 2.399	14-44-5324	A-70475-2368
25	( 60.96 ) 2.400	( 63.47 ) 2.499	14-44-5325	A-70475-2369



**SECTION C-C**



CIRCUIT NO. 1 IDENTIFICATION SLOT OR ARROW



HOUSING PART NO. 70066-\*\*\*\*  
MATERIAL: G.F. POLYESTER, 94V-0

TERMINAL PART NO. 70110-\*\*\*\*  
MATERIAL: PHOSPHOR BRONZE  
PLATING PER ES-88-\*\*\*

15 GOLD - .000015 MINIMUM GOLD IN SELECT AREA WITH  
.000075 MINIMUM TIN  
IN SELECT AREA OVER .000050 MINIMUM NICKEL  
OVER-ALL.

\*THE PRIMARY SHIPPING CARTON WILL BE LABELED "COMPLIANT TO  
RoHS DIRECTIVE 2002/95/EC AND ELV ANNEX II OF DIRECTIVE 2000/53/EC".  
CARTONS WITHOUT THIS LABEL MAY CONTAIN PRODUCT WITH LEAD.

I.D. SLOT CODE TO WIRE GAUGE CHART	
I.D. SLOT CODE	WIRE GAUGE
D	22 AWG.

PLATING CODE (STRIPE ON CARRIER STRIP)	
PLATING	COLOR
15 GOLD	YELLOW

LTR.	REVISIONS	LTR.	REVISIONS
	C		B
	D		A
	CI		A

DIMENSIONS SHOWN (METRIC) INCH	
UNLESS OTHERWISE SPECIFIED TOLERANCES: ANGULAR ± 1/2°	
3 PLACE ± .010	METRIC ---
2 PLACE ± .014	± 0.25
1 PLACE ---	± 0.35

REVISIONS: MFG, SH, REV.

REVISIONS: REVISE ONLY ON CAD SYSTEM

TITLE: ASSEMBLY, SL CONNECTOR (SINGLE ROW- (2.54)/.100 GRID)

MOLEX INCORPORATED SHEET NO. DATE 11/30/87

PART NO. SDA-70475-2346-2369

DRWG. NO. SDA-70475-2346-2369

FILE NAME: 74152346.DEN

THIS DRAWING CONTAINS INFORMATION THAT IS PROPRIETARY TO MOLEX INC. AND SHOULD NOT BE USED WITHOUT WRITTEN PERMISSION.