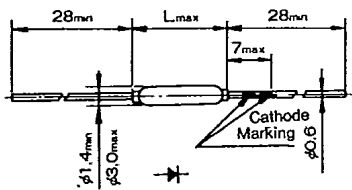


GHV/HVR

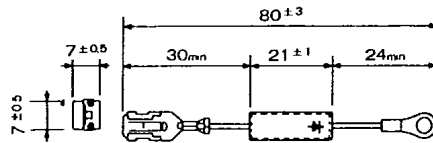
Type No.	Absolute Maximum Rating						Electrical Characteristics (Ta=25°C)					Others			
	V _{RSM} (kV)	V _{RM} (kV)	I _O (mA)	I _{FSM} (A)	T _j (°C)	T _{stg} (°C)	V _F (V)	I _R (μA)	I _{R(H)} (μA)	t _{rr} (μs)	C _t (pF)	Outline Drawing	Weight (g)	Taping	Application
				50Hz Half Sine Wave Single Pulse			I _F (mA)	V _R =V _{RM} max	V _R =V _{RM} Ta=100°Cmax	Test Circuit	f=1MHz V _R =100V				
GHV-10SL	12	10	2 TV High Voltage Rectification C Load	0.5	110	-40 +120	45	10	1	4	0.18	⑳	0.2	Available	For TV High Voltage Rectification
GHV-12SL	14	12					45								
GHV-14SL	17	14					54								
GHV-16SL	19	16					60								
GHV-20SL	24	20					75								
GHV-24SL	27	24					90								
GHV-02SSN	—	2	1.0	100	28					1					
GHV-06SSN	7	6			28										

Type No.	Absolute Maximum Rating					Electrical Characteristics (Ta=25°C)					Others			
	V _{RM} (kV)	I _O (mA)	I _{FSM} (A)	T _{OP} (°C)	T _{stg} (°C)	V _F (V)	I _R (μA)	V _B (kV)		Outline Drawing	Weight (g)	Taping	Application	
			50Hz Half Sine Wave Single Pulse			I _F (mA)	V _R =V _{RM} max	min	max					
HVR-1X-01A	8	350	30	60	-40 ~ +130	12	350	10	9.5	15	㉑	3.67	—	For Microwave Oven

Outline Drawing ㉑

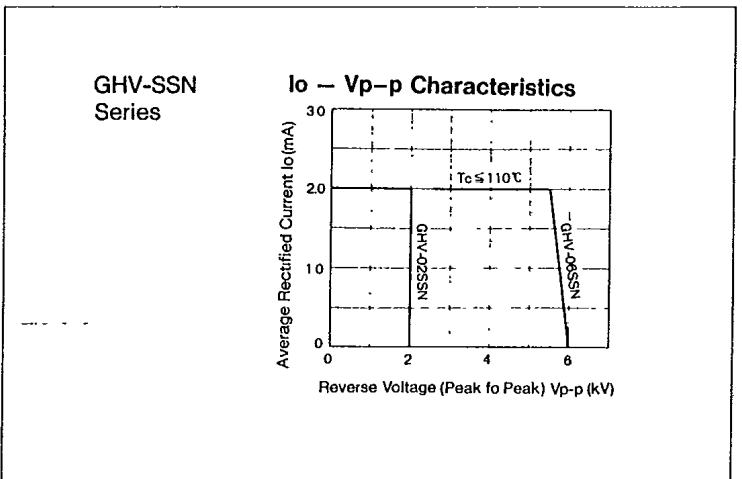
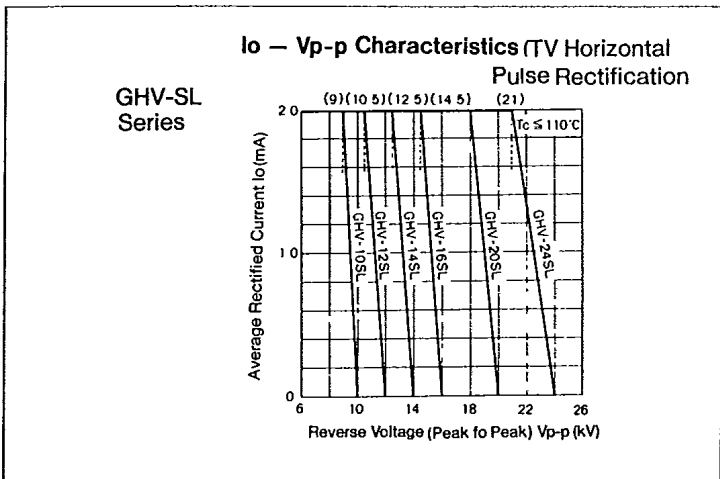
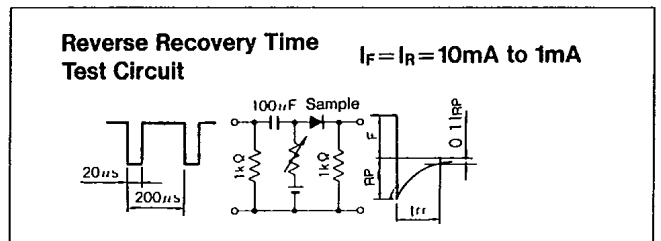


Outline Drawings ㉒



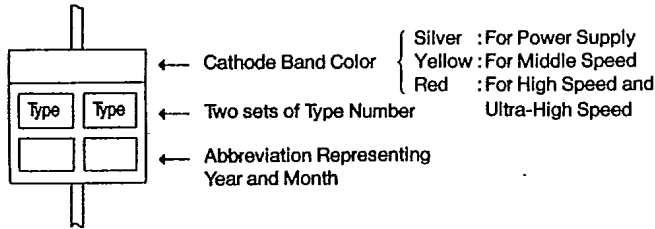
Type No.	L	Cathode Marking Colour
GHV-10SL	8.5	Green
-12SL		Blue
-14SL	10.0	Pink
-16SL		Brown
-20SL	11.0	Dark Blue
-24SL	12.0	Red
GHV-02SSN	5.5	—
-06SSN	7.0	Orange

- ㉑ Glass Mold Type, Nonflammability : Noncombustible
- ㉒ Resin Mold Type, Nonflammability : UL94V-0 or equivalent



Designation	Dimension (in mm)	Packaging Dimension and Marking	Quantity
<p>V</p> <p>Suffix [V] is added to Type No.</p>	<p>Axial taping</p>	<p>Reel</p>	<p>For 2.7 ϕ body : 5,000 pcs per one reel;</p> <p>For 4.0 ϕ body : 3,000 pcs per one reel.</p>
<p>V1</p> <p>Suffix [V1] is added to Type No.</p>	<p>Axial taping</p>	<p>Ammunition Pack</p>	<p>2,000 pcs per one box (2.7 ϕ body)</p> <p>1,000 pcs (4 ϕ body)</p>
<p>V0</p> <p>Suffix [V0] is added to Type No.</p>	<p>Axial taping</p>	<p>Ammunition Pack</p>	<p>2,000 pcs per one box (2.7 ϕ body)</p> <p>(2.4 ϕ body)</p>
<p>W</p> <p>Suffix [W] is added to Type No.</p>	<p>Radial taping</p>	<p>Ammunition Pack</p>	<p>2,000 pcs per one box (2.7 ϕ body)</p> <p>(0.6 ϕ lead)</p>

1 Large TMD



(In case the fourth letter is "G" (CTUG), the letter shows the polarity of the frame side.)

S : Cathode, R : Anode.

In case the third letter is "B" (CTB), the letter(number) shows Peak Reverse Voltage : 3: 30V, 4: 40V.

② Polarity : Rectifier Symbols

③ Designation Numbers : Peak Reverse Voltage, Lot and Type)

1) M, U, G, L and P types

First Digit : Peak Reverse Voltage :

1=100V, 2=200V, 3=300V,
4=400V, 5=500V, 6=600V,

Second Digit : Last Number of AD year.

Third Digit : Month

Fourth and Fifth Digit : Date

2) B type (CTB)

First through fourth digit (or numbers)

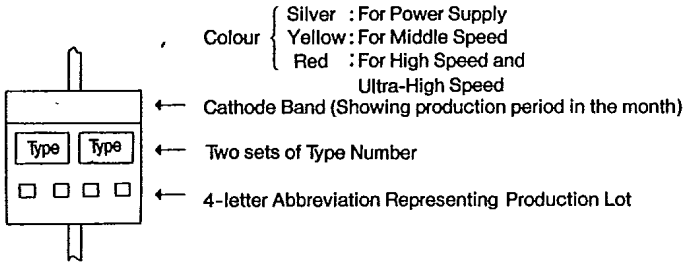
represent lot designation as 1) above.

Fifth letter shows type designation.

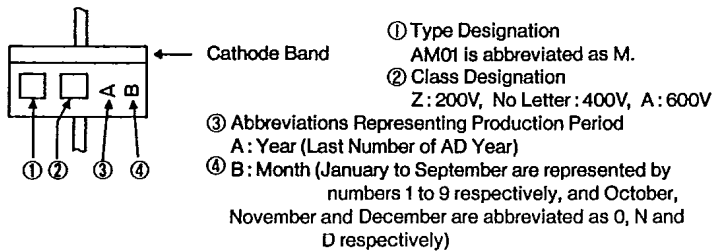
In case no fifth letter is marked ; CTB-23 or CTB-24

In case fifth letter is marked L ; CTB-23 L or CTB-24 L.

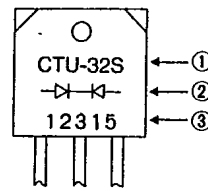
2 R TMD



3 Small TMD



6 TO3P Type



① Type is shown in full designation

(However, CTB-34/34S/34M are marked as CTB-34. CTB-G3DR is marked as CTU-G3DR.)

② Polarity : Rectifier Symbols

③ Designation Numbers (Lot and Type);

1) M, U, G and L types

First Number : Last Digit of AD Year

Second Number : Month


Third and Fourth Numbers : Date

: None

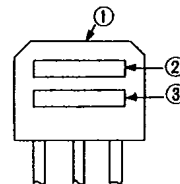
2) For types CTB-34/34S/34M, the fifth letter shows type designation. If no fifth number is marked, the type is CTB-33 or CTB-34.

If fifth letter is marked as S, the type is CTB-33 S or CTB-34 S.

4 E/EO TMD



7 MI-10/15 Type



① MI-10/15 is die-stamped on the top of the case.

② Rectifier Symbols and ③ Designation Numbers are marked on the side of the case.

In designation numbers (or letters);

First Number : Peak Reverse Voltage :

(Letter) 0=50V, 1=100V, 2=200V,
4=400V, 6=600V, C=1000V,

Second Number : Last Digit of AD Year

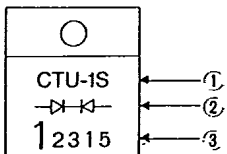
Third Number : Month

Fourth and Fifth Numbers : Date

Sixth Letter : Our production number, or

U : Voltage Doubler Type.

5 TO220 Type



① First and Second Letters :

FM or CT : Fixed.

Third Letter :

M, U, G, L and B represent type designation.

Fourth Letter : Represents the number of elements.

- : 2 Elements, G : 1 Element (CTUG)

Fifth Letter : Represents type designation

(1: 1 type, 2: 2 type)

Sixth Letter : Represents polarity

S : Cathode Common Type

R : Anode Common Type

U : Voltage Doubler Type