

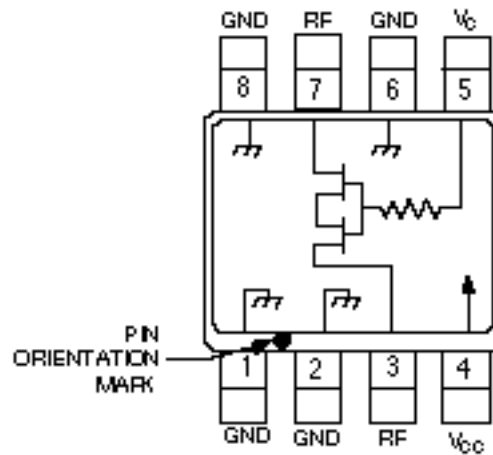


### Absolute Maximum Ratings <sup>1</sup>

Parameter	Absolute Maximum
Maximum Input Power	+21 dBm
Supply Voltage $V_{CC}$	-1 V, +8 V
Control Voltage $V_C$	-1 V, $V_{CC} + 0.5$ V
Operating Temperature	-40°C to +85°C
Storage Temperature	-65°C to +150°C

1. Operation of this device above any one of these parameters may cause permanent damage.

### Functional Schematic



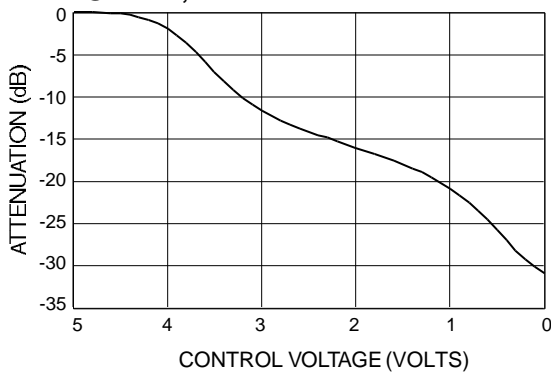
$V_{CC} = +5$  VDC  $\pm$  0.5 VDC @ 300  $\mu$ A max.

$V_C = 0$  VDC to +5 VDC @ 6 mA max.

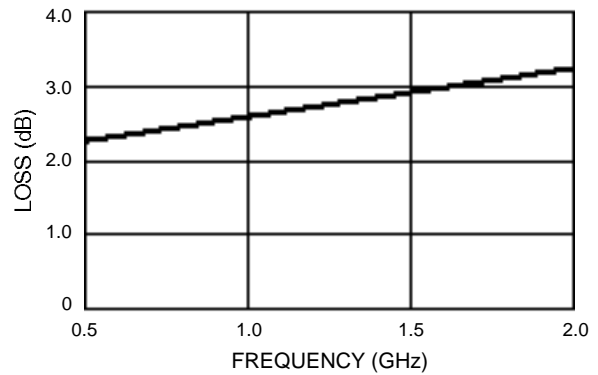
External DC blocking capacitors are required on all RF ports.

### Typical Performance

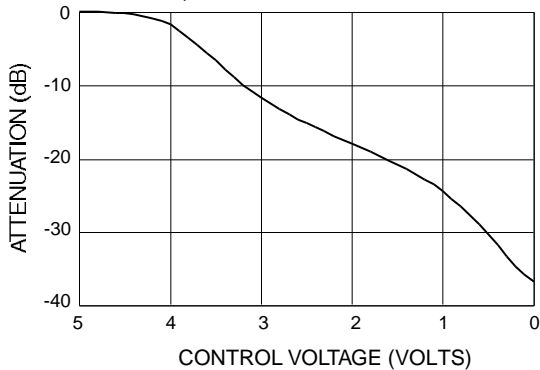
**RELATIVE ATTENUATION vs CONTROL VOLTAGE**  
@ +25°C, F = 1800 MHz



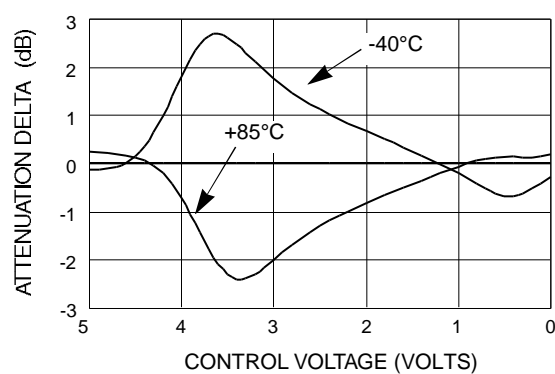
**INSERTION LOSS vs FREQUENCY**



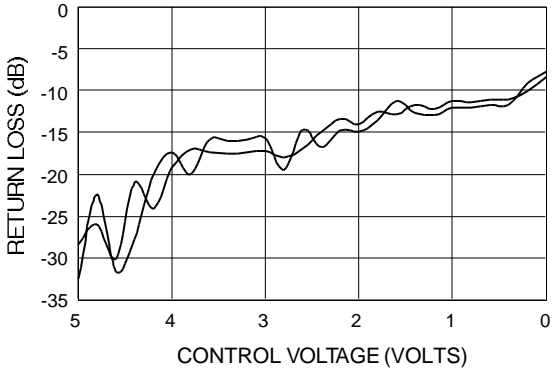
**ATTENUATION vs CONTROL VOLTAGE**  
@ +25°C, F = 900 MHz



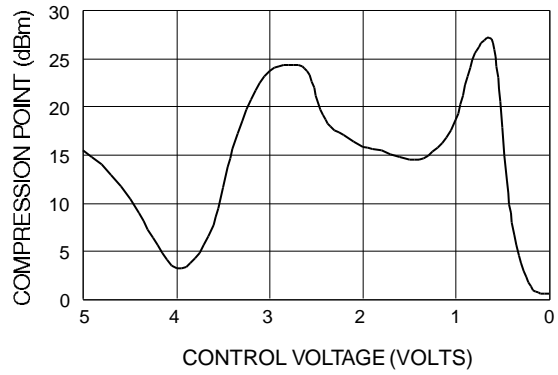
**ATTENUATION vs TEMPERATURE, NORMALIZED TO +25°C, F = 900 MHz**



**RETURN LOSS vs CONTROL VOLTAGE**  
 @ +25°C, F = 900 MHz



**1dB COMPRESSION vs CONTROL VOLTAGE**  
 @ +25°C, F = 900 MHz



**IP<sub>3</sub> vs CONTROL VOLTAGE**

