

TOSHIBA DIODE SILICON DIFFUSED JUNCTION TYPE ZENER DIODE

U02Z300

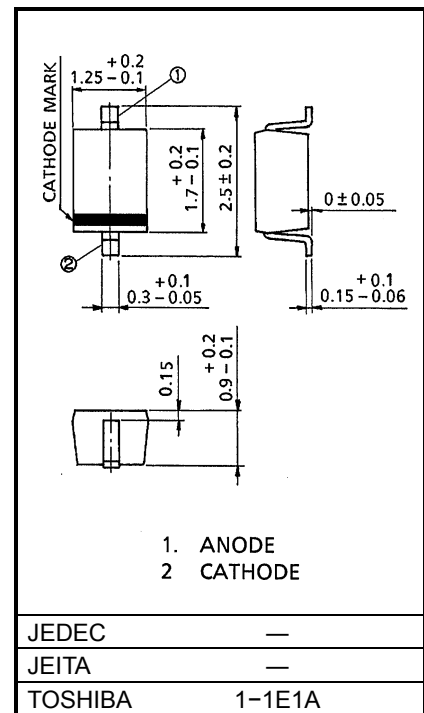
CONSTANT VOLTAGE REGULATION

Unit: mm

MAXIMUM RATINGS (Ta = 25°C)

CHARACTERISTIC	SYMBOL	RATING	UNIT
Power Dissipation	P*	200	mW
Junction Temperature	T _j	125	°C
Storage Temperature Range	T _{stg}	-55~125	°C

*: On Glass Epoxy Substrate
(GLASS EPOXY SUBSTRATE : 20mm×20mm
SOLDER LAND : 4mm×4mm)

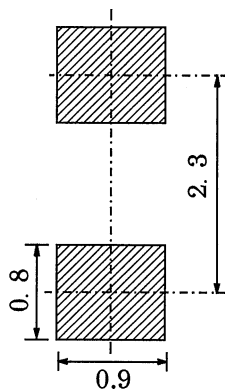


Weight: 0.004g

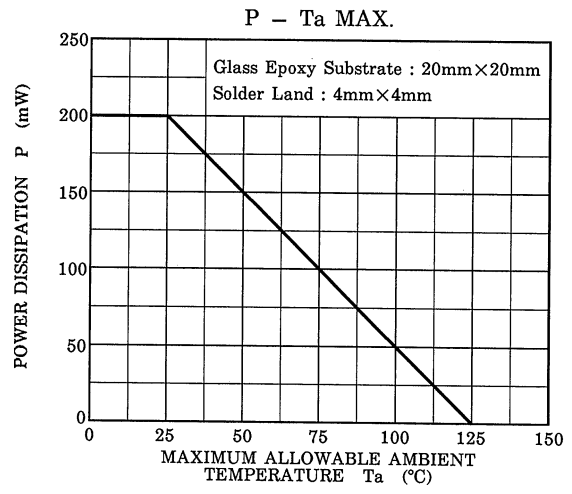
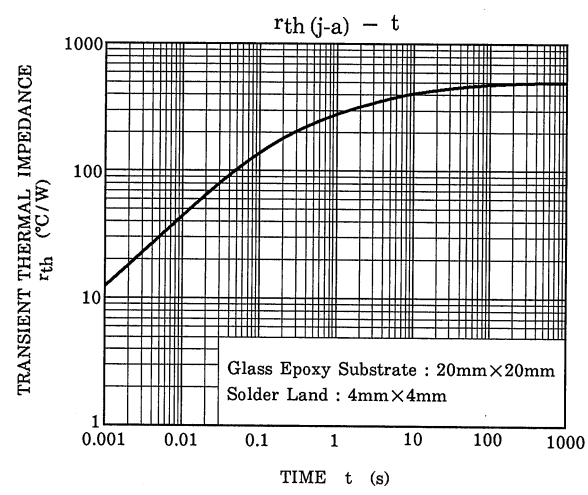
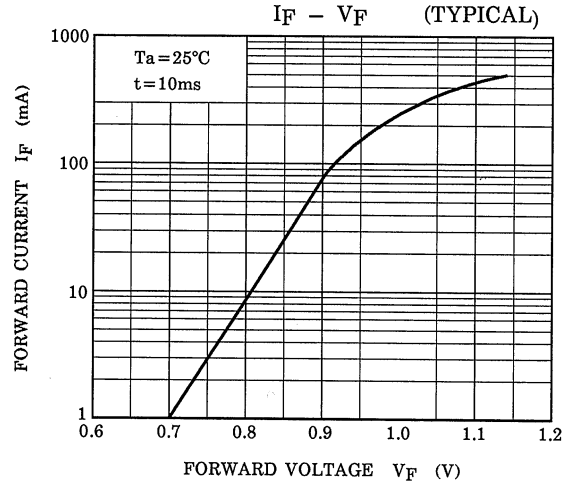
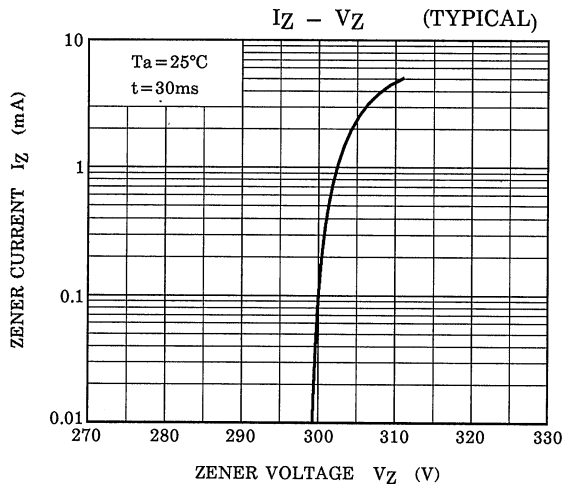
ELECTRICAL CHARACTERISTICS (Ta = 25°C)

Type	Zener Characteristics					Temperature Coefficient of Zener Voltage α _T (mV / °C)		Forward Voltage		Reverse Current	
	Zener Voltage V _Z (V)			Zener Impedance r _d (kΩ)	Measurement Current I _Z (mA)			V _F (V)	Measurement Current I _F (mA)	I _R (μA)	Measurement Voltage V _R (V)
	MIN	TYP.	MAX	TYP.		TYP.	MAX	MAX		MAX	
U02Z300	270	300	330	10	0.1	240	400	1.2	10	1	240
U02Z300-X	280	290	300	10	0.1	230	370	1.2	10	1	240
U02Z300-Y	290	300	310	10	0.1	240	380	1.2	10	1	240
U02Z300-Z	300	310	320	10	0.1	250	390	1.2	10	1	240

STANDARD SOLDERING PAD (Unit in mm)



SYMBOL	DEVICE TYPE
LS	U02Z300
LX	U02Z300-X
LY	U02Z300-Y
LZ	U02Z300-Z



RESTRICTIONS ON PRODUCT USE

000707EAA

- TOSHIBA is continually working to improve the quality and reliability of its products. Nevertheless, semiconductor devices in general can malfunction or fail due to their inherent electrical sensitivity and vulnerability to physical stress. It is the responsibility of the buyer, when utilizing TOSHIBA products, to comply with the standards of safety in making a safe design for the entire system, and to avoid situations in which a malfunction or failure of such TOSHIBA products could cause loss of human life, bodily injury or damage to property.
In developing your designs, please ensure that TOSHIBA products are used within specified operating ranges as set forth in the most recent TOSHIBA products specifications. Also, please keep in mind the precautions and conditions set forth in the "Handling Guide for Semiconductor Devices," or "TOSHIBA Semiconductor Reliability Handbook" etc..
- The TOSHIBA products listed in this document are intended for usage in general electronics applications (computer, personal equipment, office equipment, measuring equipment, industrial robotics, domestic appliances, etc.). These TOSHIBA products are neither intended nor warranted for usage in equipment that requires extraordinarily high quality and/or reliability or a malfunction or failure of which may cause loss of human life or bodily injury ("Unintended Usage"). Unintended Usage include atomic energy control instruments, airplane or spaceship instruments, transportation instruments, traffic signal instruments, combustion control instruments, medical instruments, all types of safety devices, etc.. Unintended Usage of TOSHIBA products listed in this document shall be made at the customer's own risk.
- The information contained herein is presented only as a guide for the applications of our products. No responsibility is assumed by TOSHIBA CORPORATION for any infringements of intellectual property or other rights of the third parties which may result from its use. No license is granted by implication or otherwise under any intellectual property or other rights of TOSHIBA CORPORATION or others.
- The information contained herein is subject to change without notice.