

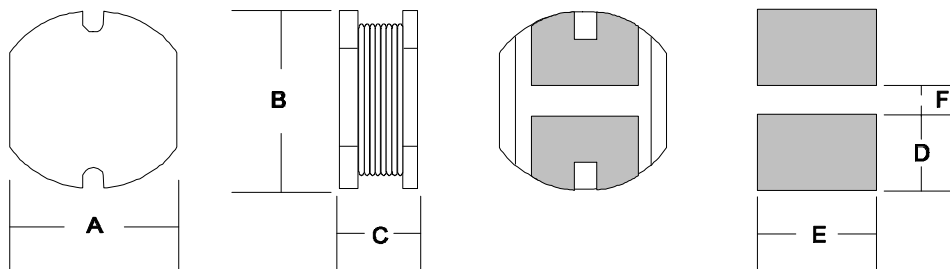
CD Series

- Low Cost Design
- Low 3.2mm Height Option
- Up to 2.5 Amp
- Typical Reel Size 1500pcs



The **CD** series comes in six package sizes each of which are an of an open wound radial design. The whole range offers excellent *Isat* characteristics for their given size along with excellent shock endurance. Suitable applications include power supplies for VTR,OA equipment, Notebook PC, LCD display and DC/DC converters.


COMPONENT OUTLINE



DIMENSIONS

ECM Type	Inductance Range	A (mm)	B	C	D	E	F
CD43	1.0uH ~ 68uH	4.00	4.50	3.20	1.75	4.50	1.50
CD54	10uH ~ 220uH	5.20	5.80	4.50	2.15	5.50	1.70
CD73	10uH ~ 330uH	7.00	7.80	3.50	3.00	7.50	2.00
CD75	10uH ~ 470uH	7.00	7.80	5.00	3.00	7.50	2.00
CD104	10uH ~ 560uH	9.00	10.00	4.00	3.75	9.50	2.50
CD105	10uH ~ 820uH	9.00	10.00	5.40	3.75	9.50	2.50

ECM Surface Mount Power Inductors



ECM Part	L (mH)	Tol %	R_{DC} MAX (W)	I_{DC} I_N (A)
-----------------	---------------	--------------	-------------------------------	---

CD43 Series

CD43-1R0	1.0 @7.96 MHz	M	48.70m	2.56
CD43-1R4	1.5 @7.96 MHz	M	56.20m	2.52
CD43-1R8	1.8 @7.96 MHz	M	63.70m	1.95
CD43-2R2	2.2 @7.96 MHz	M	71.20m	1.75
CD43-2R7	2.7 @7.96 MHz	M	78.70m	1.58
CD43-3R3	3.3 @7.96 MHz	M	86.20m	1.44
CD43-3R9	3.9 @7.96 MHz	M	93.70m	1.33
CD43-4R7	4.7 @7.96 MHz	M	108.70m	1.15
CD43-5R6	5.6 @7.96 MHz	M	125.70m	0.99
CD43-6R8	6.8 @7.96 MHz	M	131.20m	0.95
CD43-8R2	8.2 @7.96 MHz	M	146.20m	0.84
CD43-100	10 @2.52 MHz	M	0.182	1.04
CD43-120	12 @2.52 MHz	M	0.210	0.97
CD43-150	15 @2.52 MHz	M	0.235	0.85
CD43-220	22 @2.52 MHz	M	0.378	0.68
CD43-270	27 @2.52 MHz	M	0.522	0.62
CD43-330	33 @2.52 MHz	K	0.540	0.56
CD43-390	39 @2.52 MHz	K	0.587	0.52
CD43-470	47 @2.52 MHz	K	0.844	0.44
CD43-560	56 @2.52 MHz	K	0.937	0.42
CD43-680	68 @2.52 MHz	K	1.117	0.37

CD54 Series


CD54-100	10 @2.52 MHz	M	0.10	1.44
CD54-120	12 @2.52 MHz	M	0.12	1.40
CD54-150	15 @2.52 MHz	M	0.14	1.30
CD54-180	18 @2.52 MHz	M	0.15	1.23
CD54-220	22 @2.52 MHz	M	0.18	1.11
CD54-270	27 @2.52 MHz	M	0.20	0.97
CD54-330	33 @2.52 MHz	M	0.23	0.88
CD54-390	39 @2.52 MHz	M	0.32	0.80
CD54-470	47 @2.52 MHz	M	0.37	0.72
CD54-560	56 @2.52 MHz	K	0.42	0.68
CD54-680	68 @2.52 MHz	K	0.46	0.61
CD54-820	82 @2.52 MHz	K	0.60	0.58
CD54-101	100 @1.0 kHz	K	0.70	0.52
CD54-121	120 @1.0 kHz	K	0.93	0.48
CD54-151	150 @1.0 kHz	K	1.10	0.40
CD54-181	180 @1.0 kHz	K	1.38	0.38
CD54-221	220 @1.0 kHz	K	1.57	0.36

TOLERANCE; K=10%, M=20%.

ECM Electronics Limited, Penmaen House, Ashington, West Sussex, RH20 3JR, UK
Tel: +44(0)1903 892810: Fax: +44(0)1903 892738. Email: ecm@ecmelectronics.co.uk

Although we have attempted to accurately reflect the products we market. ECM reserve the right without prior notice to discontinue any product or make design changes we believe necessary.

ECM Surface Mount Power Inductors



ECM Part	L (mH)	Tol %	R_{DC} MAX (W)	I_{DC} I_N (A)
-----------------	---------------	--------------	-------------------------------	---

CD73 Series

CD73-100	10 @2.52 MHz	M	0.08	1.44
CD73-120	12 @2.52 MHz	M	0.09	1.39
CD73-150	15 @2.52 MHz	M	0.10	1.24
CD73-180	18 @2.52 MHz	M	0.11	1.12
CD73-220	22 @2.52 MHz	M	0.13	1.07
CD73-270	27 @2.52 MHz	M	0.15	0.94
CD73-330	33 @2.52 MHz	M	0.17	0.85
CD73-390	39 @2.52 MHz	M	0.22	0.74
CD73-470	47 @2.52 MHz	M	0.25	0.68
CD73-560	56 @2.52 MHz	K	0.28	0.64
CD73-680	68 @2.52 MHz	K	0.33	0.59
CD73-820	82 @2.52 MHz	K	0.41	0.54
CD73-101	100 @1.0 kHz	K	0.48	0.51
CD73-121	120 @1.0 kHz	K	0.54	0.49
CD73-151	150 @1.0 kHz	K	0.76	0.40
CD73-181	180 @1.0 kHz	K	1.02	0.36
CD73-221	220 @1.0 kHz	K	1.20	0.31
CD73-271	270 @1.0 kHz	K	1.30	0.29
CD73-331	330 @1.0 kHz	K	1.50	0.28

CD75 Series


CD75-100	10 @2.52 MHz	K	0.07	2.30
CD75-120	12 @2.52 MHz	K	0.08	2.00
CD75-150	15 @2.52 MHz	K	0.09	1.80
CD75-180	18 @2.52 MHz	K	0.10	1.60
CD75-220	22 @2.52 MHz	K	0.11	1.50
CD75-270	27 @2.52 MHz	K	0.12	1.30
CD75-330	33 @2.52 MHz	K	0.13	1.20
CD75-390	39 @2.52 MHz	K	0.16	1.10
CD75-470	47 @2.52 MHz	K	0.18	1.06
CD75-560	56 @2.52 MHz	K	0.24	0.94
CD75-680	68 @2.52 MHz	K	0.28	0.85
CD75-820	82 @2.52 MHz	K	0.37	0.78
CD75-101	100 @1.0 kHz	K	0.43	0.72
CD75-121	120 @1.0 kHz	K	0.47	0.66
CD75-151	150 @1.0 kHz	K	0.64	0.58
CD75-181	180 @1.0 kHz	K	0.71	0.51
CD75-221	220 @1.0 kHz	K	0.96	0.49
CD75-271	270 @1.0 kHz	K	1.11	0.42
CD75-331	330 @1.0 kHz	K	1.26	0.40
CD75-391	390 @1.0 kHz	K	1.77	0.36
CD75-471	470 @1.0 kHz	K	1.96	0.34

TOLERANCE; K=10%, M=20%.

ECM Electronics Limited, Penmaen House, Ashington, West Sussex, RH20 3JR, UK
 Tel: +44(0)1903 892810: Fax: +44(0)1903 892738. Email: ecm@ecmelectronics.co.uk

Although we have attempted to accurately reflect the products we market. ECM reserve the right without prior notice to discontinue any product or make design changes we believe necessary.

ECM Surface Mount Power Inductors



ECM Part	L (mH)	Tol %	R_{DC} MAX (W)	I_{DC} I_N (A)
-----------------	---------------	--------------	-------------------------------	---

CD104 Series

CD104-100	10 @2.52 MHz	M	0.05	2.38
CD104-150	15 @2.52 MHz	M	0.07	1.87
CD104-180	18 @2.52 MHz	M	0.08	1.73
CD104-220	22 @2.52 MHz	M	0.09	1.60
CD104-330	33 @2.52 MHz	M	0.12	1.26
CD104-390	39 @2.52 MHz	M	0.15	1.20
CD104-470	47 @2.52 MHz	M	0.17	1.10
CD104-560	56 @2.52 MHz	K	0.20	1.01
CD104-680	68 @2.52 MHz	K	0.22	0.91
CD104-820	82 @2.52 MHz	K	0.25	0.85
CD104-101	100 @1.0 kHz	K	0.34	0.74
CD104-121	120 @1.0 kHz	K	0.40	0.69
CD104-151	150 @1.0 kHz	K	0.55	0.61
CD104-181	180 @1.0 kHz	K	0.62	0.56
CD104-221	220 @1.0 kHz	K	0.72	0.53
CD104-271	270 @1.0 kHz	K	0.95	0.45
CD104-331	330 @1.0 kHz	K	1.10	0.42
CD104-471	330 @1.0 kHz	K	1.53	0.35
CD104-561	330 @1.0 kHz	K	1.90	0.32

CD105 Series

CD105-100	10 @2.52 MHz	M	0.06	2.60
CD105-120	12 @2.52 MHz	M	0.07	2.45
CD105-150	15 @2.52 MHz	M	0.08	2.27
CD105-180	18 @2.52 MHz	M	0.09	2.15
CD105-220	22 @2.52 MHz	M	0.10	1.95
CD105-270	27 @2.52 MHz	M	0.11	1.76
CD105-330	33 @2.52 MHz	M	0.12	1.50
CD105-390	39 @2.52 MHz	M	0.14	1.37
CD105-470	47 @2.52 MHz	K	0.17	1.28
CD105-560	56 @2.52 MHz	K	0.19	1.17
CD105-680	68 @2.52 MHz	K	0.22	1.11
CD105-820	82 @2.52 MHz	K	0.25	1.00
CD105-101	100 @1.0 kHz	K	0.35	0.97
CD105-121	120 @1.0 kHz	K	0.40	0.89
CD105-151	150 @1.0 kHz	K	0.47	0.78
CD105-181	180 @1.0 kHz	K	0.63	0.72
CD105-221	220 @1.0 kHz	K	0.73	0.66
CD105-271	270 @1.0 kHz	K	0.97	0.57
CD105-331	330 @1.0 kHz	K	1.15	0.52
CD105-391	390 @1.0 kHz	K	1.30	0.48
CD105-471	470 @1.0 kHz	K	1.48	0.42
CD105-561	560 @1.0 kHz	K	1.90	0.33
CD105-681	680 @1.0 kHz	K	2.25	0.28
CD105-821	820 @1.0 kHz	K	2.25	0.24

TOLERANCE; K=10%, M=20%.

ECM Electronics Limited, Penmaen House, Ashington, West Sussex, RH20 3JR, UK
Tel: +44(0)1903 892810: Fax: +44(0)1903 892738. Email: ecm@ecmelectronics.co.uk

Although we have attempted to accurately reflect the products we market. ECM reserve the right without prior notice to discontinue any product or make design changes we believe necessary.