

PLEASE CHECK WWW.MOLEX.COM FOR LATEST PART INFORMATION

Part Number: [0432550075](#)
Status: **Active**
Overview: [mlx](#)
Description: 6.35mm (.250") Pitch MLX™ Power Connector Header, Vertical, with Plastic Polarizing Peg, 4 Circuits, Polyester 94V-0, Tin (Sn) Plating, White

Documents:

[3D Model](#) [Product Specification PSX-42002-0001 \(PDF\)](#)
[Drawing \(PDF\)](#) [RoHS Certificate of Compliance \(PDF\)](#)

Agency Certification

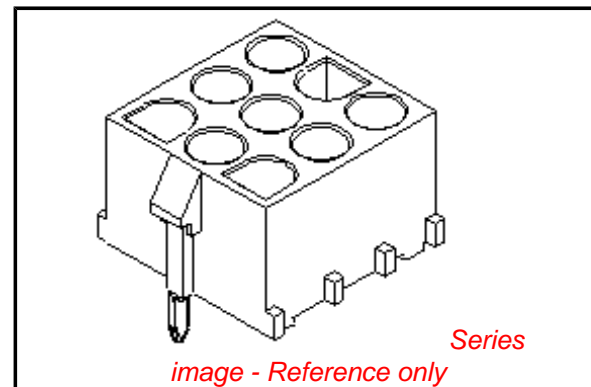
CSA LR19980
 UL E29179

General

Product Family PCB Headers
 Series [43255](#)
 Application Wire-to-Board
 Comments High Vibration Application
 Overview [mlx](#)
 Product Name MLX™

Physical

Breakaway No
 Circuits (Loaded) 4
 Circuits (maximum) 4
 Color - Resin Natural
 Durability (mating cycles max) 50
 First Mate / Last Break No
 Flammability 94V-2
 Glow-Wire Compliant No
 Guide to Mating Part Yes
 Keying to Mating Part Yes
 Lock to Mating Part Yes
 Mated Height (in) 0.400 In
 Mated Height (mm) 10.16 mm
 Material - Metal Phosphor Bronze
 Material - Plating Mating Tin
 Material - Plating Termination Tin
 Material - Resin Polyester
 Number of Rows 1
 Orientation Vertical
 PC Tail Length (in) 0.169 In
 PC Tail Length (mm) 4.30 mm
 PCB Locator Yes
 PCB Retention Yes
 PCB Thickness Recommended (in) 0.062 In
 PCB Thickness Recommended (mm) 1.60 mm
 Packaging Type Bag
 Pitch - Mating Interface (in) 0.250 In
 Pitch - Mating Interface (mm) 6.35 mm
 Pitch - Term. Interface (in) 0.250 In
 Pitch - Term. Interface (mm) 6.35 mm
 Plating min: Mating (µin) 140
 Plating min: Mating (µm) 3.5
 Polarized to Mating Part Yes



EU RoHS

**ELV and RoHS
Compliant**
**REACH SVHC
Contains SVHC: No**
**Halogen-Free
Status**

China RoHS



Not Halogen-Free

**Need more information on product
environmental compliance?**

Email productcompliance@molex.com
 For a multiple part number RoHS Certificate of Compliance, [click here](#)

Please visit the [Contact Us](#) section for any non-product compliance questions.

Search Parts in this Series

[43255Series](#)

Mates With

[42021 MLX™ Power Crimp Housing Plug](#).
[42023 MLX Crimp Terminal](#). [42024 MLX Crimp Terminal](#)

Polarized to PCB	Yes
Shrouded	Fully
Stackable	No
Surface Mount Compatible (SMC)	No
Temperature Range - Operating	-55°C to +105°C
Termination Interface: Style	Through Hole

Electrical

Current - Maximum per Contact	12A
Voltage - Maximum	600V

Solder Process Data

Duration at Max. Process Temperature (seconds)	10
Lead-free Process Capability	Wave Capable (TH only)
Process Temperature max. C	260

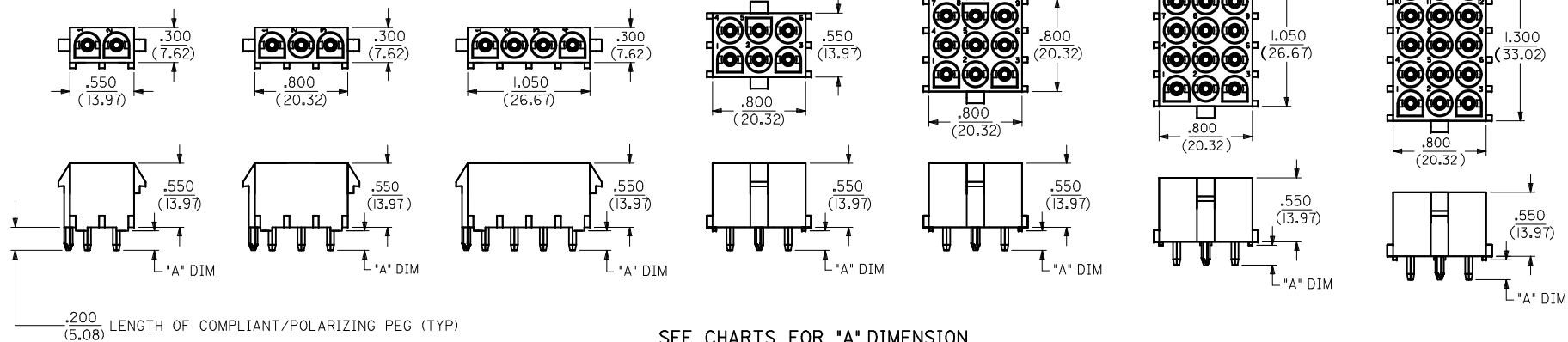
Material Info

Reference - Drawing Numbers

Packaging Specification	PK-43255-001
Product Specification	PSX-42002-0001
Sales Drawing	SDA-43255-00**

This document was generated on 05/24/2010

PLEASE CHECK WWW.MOLEX.COM FOR LATEST PART INFORMATION

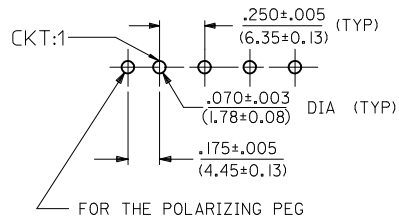


SEE CHARTS FOR "A" DIMENSION

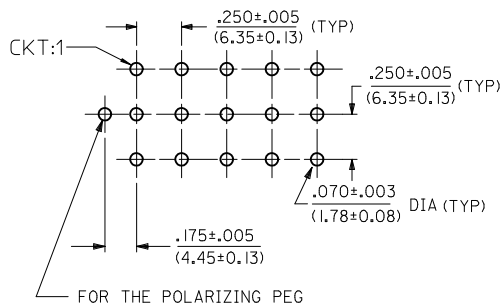
(THE "A" DIMENSION APPLIES TO THE LENGTH OF THE TERMINAL ONLY)

P.C. BOARD MOUNTING DIMENSIONS

2, 3, & 4 POSITION HEADER ASSEMBLIES



6, 9, 12 & 15 POSITION HEADER ASSEMBLIES



NOTES:

- 1) MATERIAL CODES:
 - *A= UNREINFORCED POLYESTER, 94V-0. COLOR: WHITE
 - *C= NYLON (PA66), UL94V-2. COLOR: NATURAL-TRANSLUCENT
 - *D= NYLON, V-2. COLOUR: BLACK (ZYTEL 101F)
 - *E= PA6, SCHULAMID V-2 GRADE, CTI=325V, GLOW WIRE COMPATIBLE COLOUR: NATURAL-WHITE
- 2) PLATING CODES:
 - *A = TIN 140 m.(3.50 MICRONS) TO 240 m.(6.00 MICRONS)
- 3) TERMINAL LENGTH CODES:
 - I= TERMINAL FOR .062/(1.57) THICK PC BOARD
- 4) DIMENSIONS ARE FOR REFERENCE ONLY UNLESS INDICATED OTHERWISE.
- 5) HEADER ASSEMBLY HOUSINGS MATE WITH :
 - PLUG HOUSINGS, .084/(2.13) DIA. SERIES: (4202I-**)
- 6) CONTACTS ARE ON .250/(6.35) GRID CENTERLINE SPACING.
- 7) PACKAGING SPECIFICATION:
 - 'A' - PK-43255-001, PK-43255-002, PK-43255-003
 - 'B' - PK-36518-292

RoHS COMPLIANT

ENTER DESCRIPTION EC NO: 2010-0191 DRAWN: HMR01 CHKD: KPRASAD APPR: KPRASAD REV: E2	QUALITY SYMBOLS ▽=0 ▽=0	GENERAL TOLERANCES (UNLESS SPECIFIED)		DIMENSION STYLE IN/MM	SCALE 1:1	DESIGN UNITS INCH	THIRD ANGLE PROJECTION
		mm	INCH	DRAWN BY SUDHIR	DATE 2004/06/08	TITLE HEADER HOUSING ASSEMBLY .084/(2.13) SERIES COMPLIANT-POLARIZING PEG	
		4 PLACES ± --- ± ---		CHECKED BY GJLOWE	DATE 2004/06/08	MOLEX MOLEX INCORPORATED	
		3 PLACES ± --- ± 0.005		APPROVED BY GJLOWE	DATE 2004/06/08	DOCUMENT NO. SDA-43255-00**	
		2 PLACES ± 0.13 ± 0.01		MATERIAL NO.		SHEET NO. 1 OF 2	
		1 PLACE ± 0.25 ± ---		SIZE A2		THIS DRAWING CONTAINS INFORMATION THAT IS PROPRIETARY TO MOLEX INCORPORATED AND SHOULD NOT BE USED WITHOUT WRITTEN PERMISSION	
		ANGULAR ± 1/2°					
		DRAFT WHERE APPLICABLE MUST REMAIN WITHIN DIMENSIONS					

ITEM NO.	CIRCUIT SIZE	MATERIAL COLOR (SEE NOTE 1)	PIN (1) OR SOCKET (2) TERMINALS	TERMINAL PLATING (SEE NOTE 2)	TERMINAL LENGTH (SEE NOTE 3)	"A" DIM ±.015	PACKAGING (SEE NOTE 7)
43255-0003	2	A	2	A	1	.17/(4,3)	A
43255-0059		C	1	A	1		A
43255-0113		C	1	A	1		A
43255-0115		C	2	A	1		A
36759-0021		D	1	A	1		A
36759-0061		D	2	A	1		A
36757-0021	E	1	A	1		A	
36757-0061	E	2	A	1		A	
43255-0011	3	A	2	A	1	.17/(4,3)	A
43255-0067		A	1	A	1		A
43255-0121		C	1	A	1		A
43255-0123		C	2	A	1		A
36759-0022		D	1	A	1		A
36759-0062		D	2	A	1		A
36757-0022	E	1	A	1		A	
36757-0062	E	2	A	1		A	
43255-0019	4	A	2	A	1	.17/(4,3)	A
43255-0075		A	1	A	1		A
43255-0129		C	1	A	1		A
43255-0131		C	2	A	1		A
36759-0023		D	1	A	1		A
36759-0063		D	2	A	1		A
36757-0023	E	1	A	1		A	
36757-0063	E	2	A	1		A	
43255-0027	6	A	2	A	1	.17/(4,3)	A
43255-0083		A	1	A	1		A
43255-0137		C	1	A	1		A
43255-0139		C	2	A	1		A
36759-0024		D	1	A	1		A
36759-0064		D	2	A	1		A
36757-0024	E	1	A	1		A	
36757-0064	E	2	A	1		A	
43255-0035	9	A	2	A	1	.17/(4,3)	A
43255-0091		A	1	A	1		A
43255-0145		C	1	A	1		A
43255-0147		C	2	A	1		A
36759-0025		D	1	A	1		A
36759-0065		D	2	A	1		A
36757-0025	E	1	A	1		A	
36757-0065	E	2	A	1		A	
43255-0043	12	A	2	A	1	.17/(4,3)	A
43255-0099		A	1	A	1		A
43255-0153		C	1	A	1		A
43255-0155		C	2	A	1		A
36759-0026		D	1	A	1		A
36759-0066		D	2	A	1		A
36757-0026	E	1	A	1		A	
36757-0066	E	2	A	1		A	
43255-0051	15	A	2	A	1	.17/(4,3)	A
43255-0107		A	1	A	1		A
43255-0161		C	1	A	1		A
43255-0163		C	2	A	1		A
36759-0027		D	1	A	1		A
36759-0067		D	2	A	1		A
36757-0027	E	1	A	1		A	
36757-0067	E	2	A	1		A	
36766-0001	2	C	1	A	1	.17/(4,3)	B
36766-0002	3	C	1	A	1		B
36766-0003	4	C	1	A	1		B

RoHS COMPLIANT

ENTER DESCRIPTION EC NO: 12010-0191 2009/12/31 DRWN:HMRO1 CHKD:KPRASAD APPR:KPRASAD 2010/01/05 2010/01/13	QUALITY SYMBOLS ▽=0 ▽=0	GENERAL TOLERANCES (UNLESS SPECIFIED)		DIMENSION STYLE IN/MM		SCALE	DESIGN UNITS INCH	THIRD ANGLE PROJECTION	
		mm	INCH	DRAWN BY	DATE	TITLE HEADER HOUSING ASSEMBLY .084/(2.13) SERIES COMPLIANT-POLARIZING PEG			
		4 PLACES ± ---	± ---	SUDHIR	2004/06/08	MOLEX INCORPORATED			
		3 PLACES ± ---	± 0.005	CHECKED BY	DATE	DOCUMENT NO. SDA-43255-00**			
2 PLACES ± 0.13	± 0.01	GJLOWE	2004/06/08	DRAFT WHERE APPLICABLE MUST REMAIN WITHIN DIMENSIONS		SEE CHART		SHEET NO. 2 OF 2	
1 PLACE ± 0.25	± ---	GJLOWE	2004/06/08	THIS DRAWING CONTAINS INFORMATION THAT IS PROPRIETARY TO MOLEX INCORPORATED AND SHOULD NOT BE USED WITHOUT WRITTEN PERMISSION					