

Schottky Rectifier - 0.2Amp 30Volt

Features

- For surface mounted applications
- Low profile package
- Built-in strain relief
- Metal silicon junction, majority carrier conduction
- Low power loss, high efficiency
- High current capability, low forward voltage drop
- For use in low voltage high frequency inverters, free wheeling and polarity protection application
- High temperature soldering guaranteed
- High reliability
- High surge current capability
- Epitaxial construction
- Lead free device
- ESD sensitive product handling required

Mechanical data

- Case : Molded plastic
- Epoxy : UL 94V-0 rate flame retardant
- Terminals : Solder plated, solderable per MIL-STD-750,method 2026
- Polarity : Color band denotes cathode end

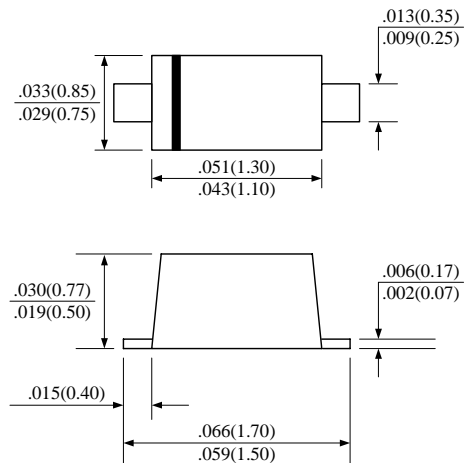
Maximum ratings and Electrical characteristics

TYPE	SYMBOL	CH521S-30PT	UNIT
Maximum Recurrent Peak Reverse Voltage	VRRM	30	V
Maximum RMS Voltage	VRMS	21	V
Maximum DC Blocking Voltage	VDC	30	V
Maximum Average Forward Rectified Current	IO	0.2	A
Peak Forward surge Current, 8.3ms single half sine-wave	IFSM	1.0	A
Maximum Instantaneous Forward Voltage at IF = 200mA	VF	0.5	V
Maximum Average Reverse Current at VR = 10V	IR	30	μA
Typical Junction Capacitance between Terminal (Note 1)	CJ	14	pF
Operating Temperature Range	TJ	125	°C
Storage Temperature Range	TSTG	-40 - 125	°C

Note: Measured at 1.0 MHz and applied reverse voltage of 10.0 volts

August 2007 / Rev.5

SOD-523



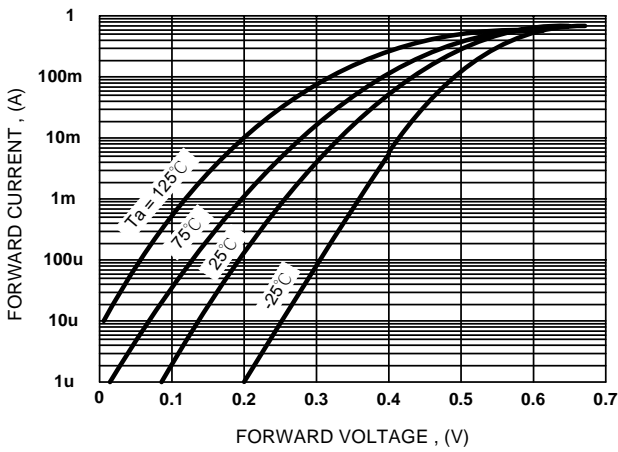


Figure 1. Forward Characteristics

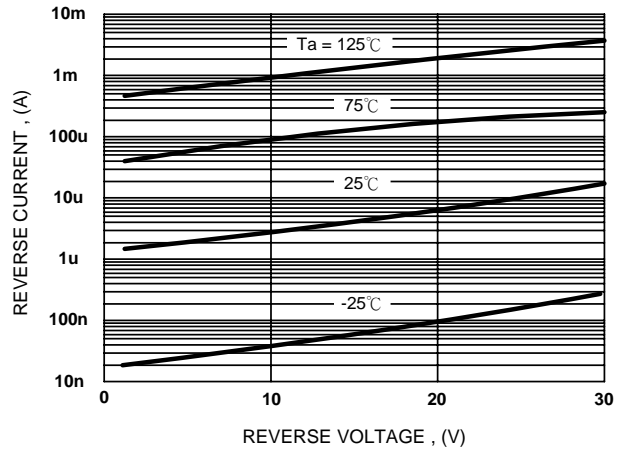


Figure 2. Reverse Characteristics

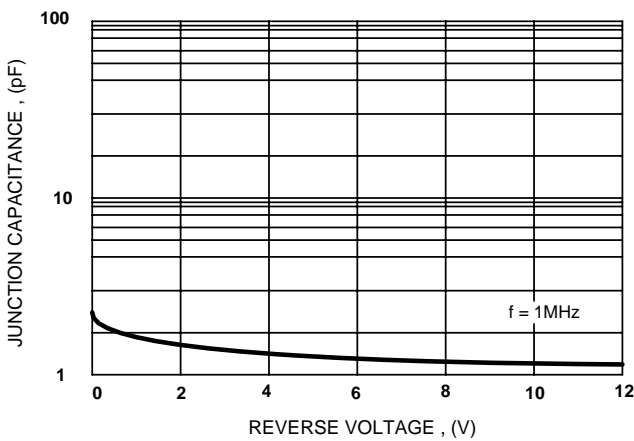


Figure 3. Typical Junction Capacitance

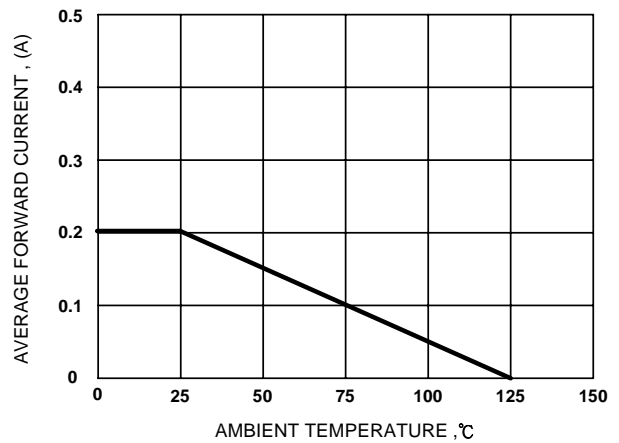


Figure 4. Forward Current Derating Curve