

Features

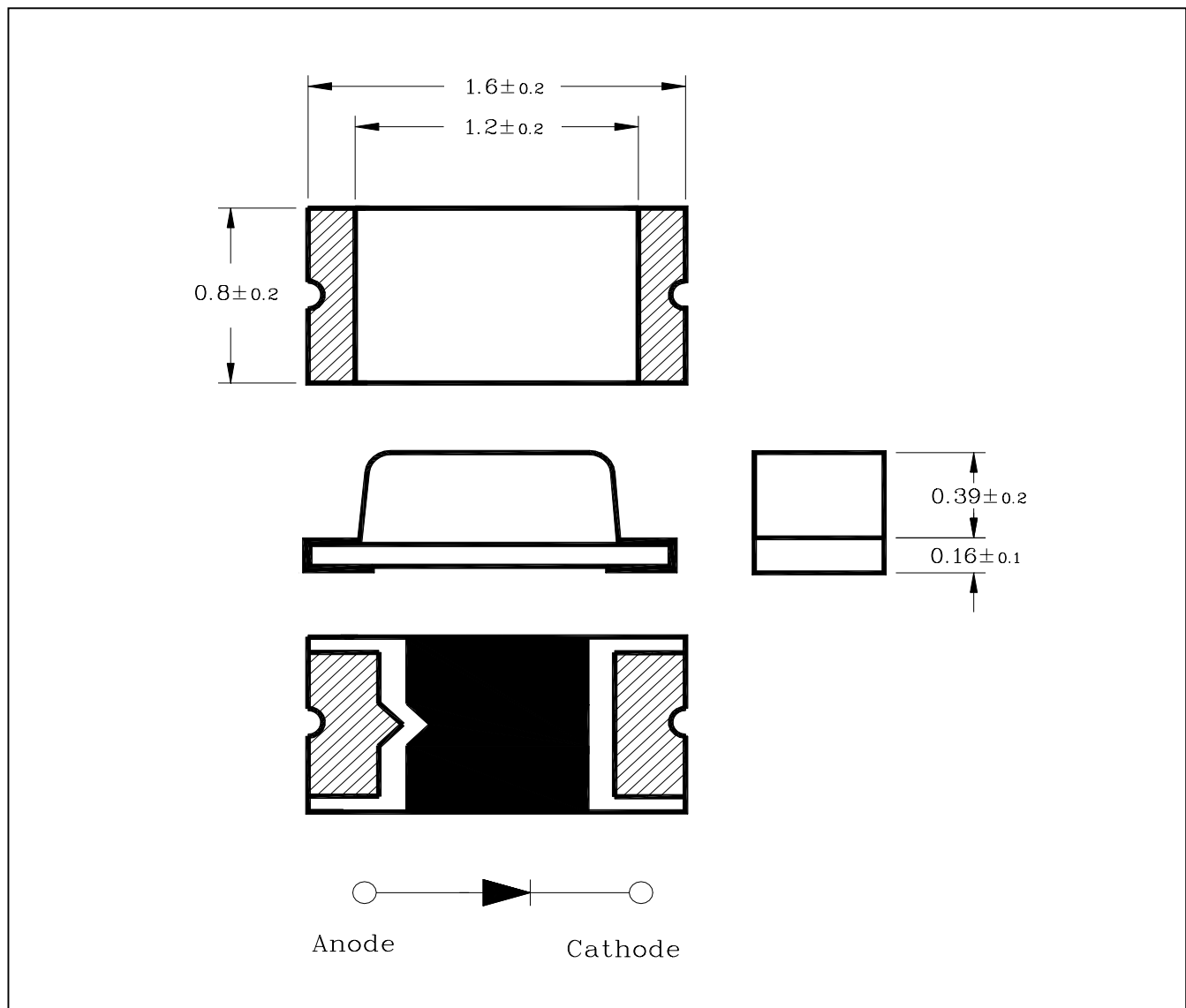
- 1.6mm(L)×0.8mm small size surface mount type
- Thin package of 0.55mm(H) thickness
- Transparent clear lens optic
- Low power consumption type chip LED

Applications

- LCD backlighting
- Keypad backlighting
- Symbol backlighting
- Front panel indicator lamp

Outline Dimensions

unit : mm



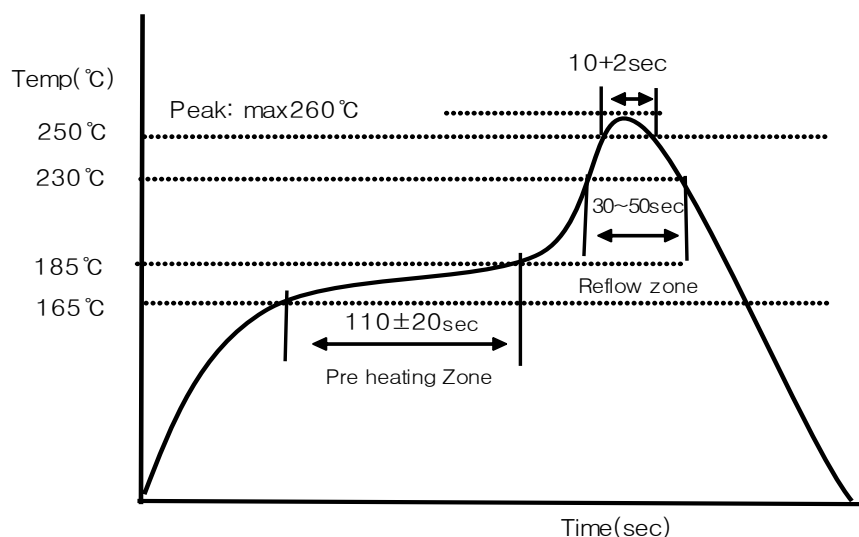
Absolute maximum ratings

Characteristic	Symbol	Ratings	Unit
Power Dissipation	P_D	70	mW
Forward Current	I_F	25	mA
*1 Peak Forward Current	I_{FP}	50	mA
Reverse Voltage	V_R	4	V
Operating Temperature	T_{opr}	-25 ~ 80	°C
Storage Temperature	T_{stg}	-30 ~ 100	°C
*2 Soldering Temperature	T_{sol}	260°C for 10 seconds	

*1. Duty ratio = 1/16, Pulse width = 0.1ms

*2. Recommended soldering Temperature Profile

- 2-1) Preheating 165°C to 185°C within 130 seconds Soldering 260°C within 10 seconds
- Gradual cooling (Avoid quenching)



Electrical Characteristics

Characteristic	Symbol	Test Condition	Min	Typ	Max	Unit
Forward Voltage	V_F	$I_F = 10mA$	-	2.0	2.4	V
		$I_F = 20mA$	-	2.1	2.8	V
*4 Luminous Intensity	I_V	$I_F = 10mA$	-	1.3	-	mcd
		$I_F = 20mA$	-	3	-	mcd
Peak Wavelength	λ_P	$I_F = 20mA$	-	557	-	nm
Spectrum Bandwidth	$\Delta \lambda$	$I_F = 20mA$	-	30	-	nm
Reverse Current	I_R	$V_R = 4V$	-	-	10	uA
Half angle	$\theta_{1/2}$	X	-	±65	-	deg
		Y	-	±70	-	

*4. Luminous Intensity Maximum tolerance for each Grade Classification limit is ±18%

*4. Luminous Intensity classification (Test Condition : $I_F = 10mA$)

A	B	C	D
0.6~1.0	1.0~1.6	1.6~2.6	2.6~4.1

Characteristic Diagrams

Fig. 1 $I_F - V_F$

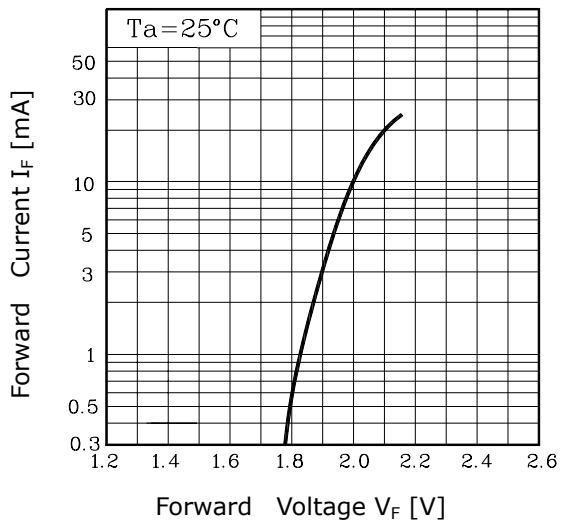


Fig. 2 $I_V - I_F$

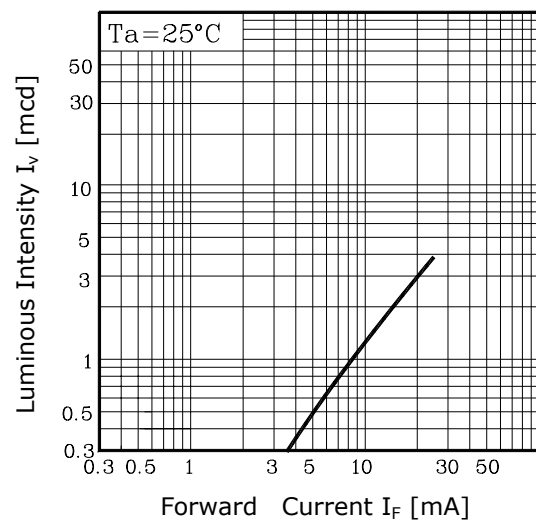


Fig. 3 $I_F - T_a$

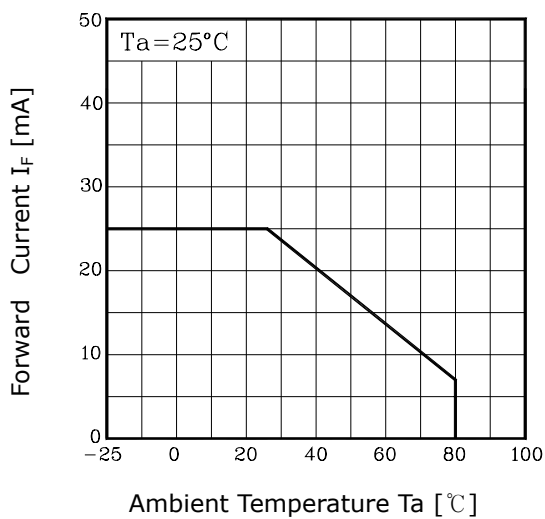


Fig.4 Spectrum Distribution

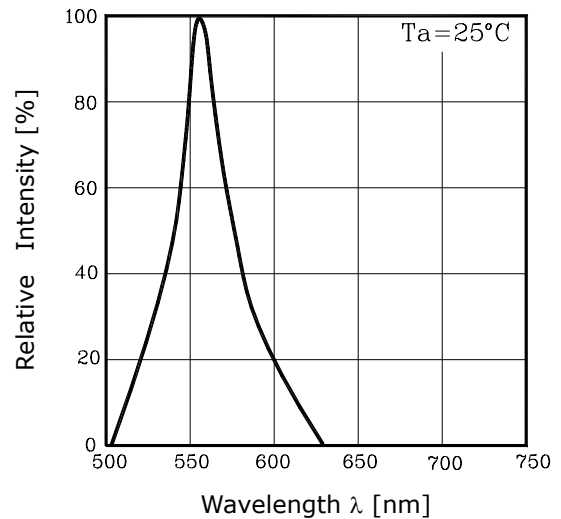


Fig. 5-1 Radiation Diagram(X)

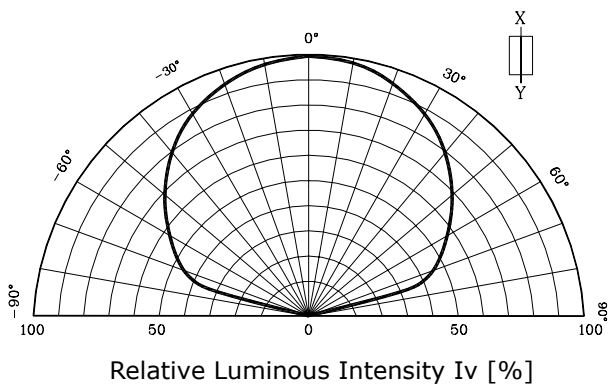
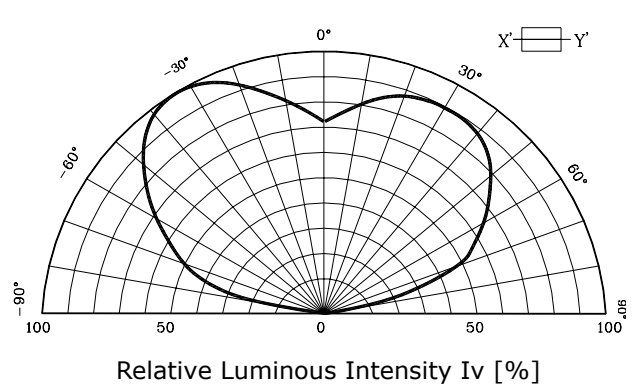


Fig. 5-2 Radiation Diagram(Y)



These AUK Corp. products are intended for usage in general electronic equipment (Office and communication equipment, measuring equipment, domestic electrification, etc.) Please make sure that you consult with us before you use these AUK products in equipments which require high quality and/or reliability, and in equipments which could have major impact to the welfare of human life(atomic energy control, airplane, spaceship, traffic signal, combustion central, all types of safety device, etc.) AUK cannot accept liability to any damage which may occur in case these AUK products were used in the mentioned equipments without prior consultation with AUK.