

Totalizers electronic

Small impulse counters and position displays

Display LED, 6-digits, programmable

N 208



N 208 - Totalizer

Features

- Totalizer and position display
- Display 6-digits
- Scaling factor and counting mode programmable
- Connection: Incremental encoder or digital sensors
- With reset button

Technical data - electrical ratings

Voltage supply	12...24 VDC
Current consumption	≤80 mA
Power consumption	2 W
Display	LED, 7-segment display
Number of digits	6-digits
Digit height	7.6 mm
Function	Totalizer Difference counter A - B Parallel counter A + B Difference counter Up/down Position display
Scaling factor	0.0001...9999.99
Count modes	Adding or subtracting A-B (difference counting) A+B total (parallel counting) Up/Down A 90° B phase evaluation
Counting frequency	3 Hz, 25 Hz, 10 kHz programmable
Measuring range	-99 999...+999 999
Data memory	>10 years in EEPROM
Reset	Button and electric
Keylock	Yes, electric (keylock)
Standard DIN EN 61010-1	Protection class II Overvoltage category II Pollution degree 2
Emitted interference	DIN EN 61000-6-4
Interference immunity	DIN EN 61000-6-2
Programmable parameters	Decimal point Set value Scaling factor Count mode Count frequency
Approvals	UL/cUL, CE conform

Technical data - mechanical design

Operating temperature	-10...+50 °C
Storing temperature	-20...+70 °C
Relative humidity	80 % non-condensing
E-connection	Plug-in screw terminals Soldering pins (flat)
Core cross-section	1.5 mm ²
Protection DIN EN 60529	IP 41
Housing type	Housing for control panel installation
Dimensions W x H x L	53.2 x 28.2 x 64 mm 60 x 37.5 x 61.3 mm 50 x 25 x 85.8 mm
Installation depth	76.8 mm
Mounting	Spring clip or screw mount Socket box
Cutout dimensions	51 x 26 mm
Material	Housing: Noryl PPO, black
Weight approx.	50 g

Totalizers electronic

Small impulse counters and position displays

Display LED, 6-digits, programmable

N 208

Part number

N 208. 3 A101

- Voltage supply
- 3 12...24 VDC
- Housing
- 31 Face dimensions 50 x 25 mm socket box
- 53 Face dimensions 53.2 x 28.2 mm spring clip mounting
- 54 Face dimensions 60 x 37.5 mm screw mount

Trigger level

Optocoupler inputs	Input circuit
Control inputs	PNP- / NPN-logic
Count input	
Trigger current	9...16 mA
Switch-off current	<0.5 mA
Input resistance	1.65 kΩ
Reset input	
Trigger current	5...8 mA
Switch-off current	<0.5 mA
Input resistance	3.3 kΩ

Accessories

Front panels (page %S)

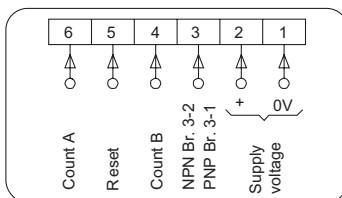
Z 100.01A Front panel with transparent protective cover, for socket box 50 x 25 mm

Front frames (page %S)

Z 105.02A Front frame with cylinder lock provided on transparent cover

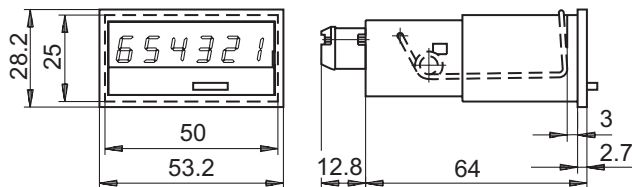
Z 107.01A Front frame, insertion cutout 50 x 25 mm

Connection diagram

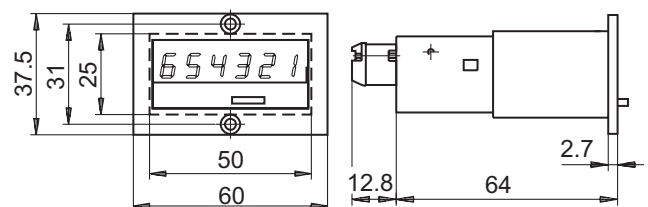


Dimensions

N 208 with spring clip



N 208 front panel with screws



N 208 with socket box

