

**PLEASE CHECK WWW.MOLEX.COM FOR LATEST PART INFORMATION**

**Part Number:** **0342500018**  
**Status:** **Active**  
**Overview:** mx150 sealed connector system  
**Description:** 4.50mm (.177") Pitch MX150™ Cable Sealed Female Connector, Single Row, 3 Circuits, Polarization B, without Connector Position Assurance, Dual Key, Gray

**Documents:**

[Drawing \(PDF\)](#) [RoHS Certificate of Compliance \(PDF\)](#)  
[Product Specification PS-34250-000 \(PDF\)](#)

**General**

Product Family	Crimp Housings
Series	<u>34250</u>
Comments	No Connector Position Assurance (CPA), Dual Key
More Detailed Tech Information	<a href="http://ewcap.uscarteams.org">http://ewcap.uscarteams.org</a>
Overview	<u>mx150 sealed connector system</u>
Product Name	MX150™

**Physical**

Circuits (maximum)	3
Circuits Detail	3
Color - Resin	Gray
Gender	Female
Glow-Wire Compliant	No
Keying to Mating Part	Yes
Lock to Mating Part	Yes
Material - Resin	Polyester, Polyphenylene Ether Alloy
Number of Rows	1
Packaging Type	Bag
Panel Mount	No
Pitch - Mating Interface (in)	0.177 In
Pitch - Mating Interface (mm)	4.50 mm
Pitch - Term. Interface (in)	0.177 In
Pitch - Term. Interface (mm)	4.50 mm
Polarized to Mating Part	Yes
Stackable	No
Temperature Range - Operating	-40°C to +125°C


**Electrical**

Current - Maximum per Contact	15A
-------------------------------	-----

**Material Info**

**Reference - Drawing Numbers**

Application Specification	AS-34250-100
Packaging Specification	PK-31300-068
Product Specification	PS-34250-000
Sales Drawing	SD-34250-002



**EU RoHS**

**ELV and RoHS Compliant**  
**REACH SVHC**  
 Not Reviewed  
**Halogen-Free Status**  
 Not Reviewed

**China RoHS**



**Need more information on product environmental compliance?**

Email [productcompliance@molex.com](mailto:productcompliance@molex.com)  
 For a multiple part number RoHS Certificate of Compliance, [click here](#)

Please visit the [Contact Us](#) section for any non-product compliance questions.

**Search Parts in this Series**

[34250Series](#)

**Mates With**

Direct Connect only

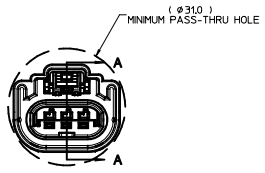

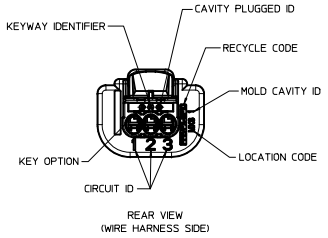
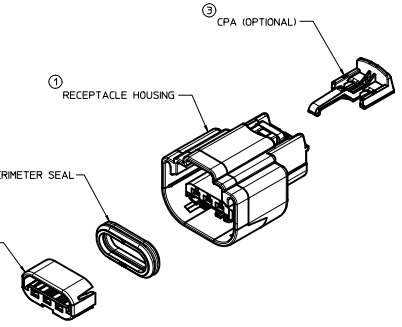
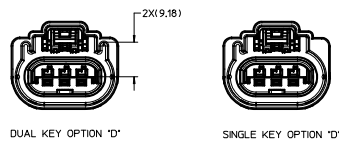
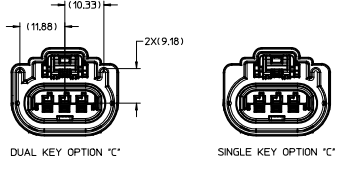
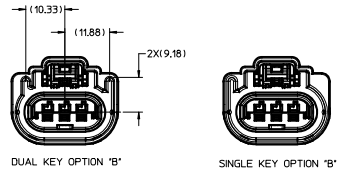
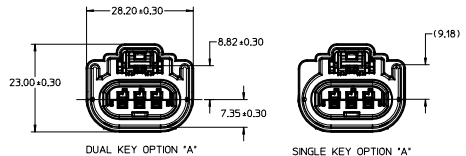
**Use With**

[34083](#) Tin (Sn) Cable Seal Female Terminal,  
[34081](#) Gold (Au) Cable Seal Female Terminal

AWG	PART NUMBER	PAYOFF DIRECTION	PLATING	GRIP	QSR P/N	WIRE OD RANGE	COLOR
22	34083-2003	RIGHT	TIN	22	E-1644-01	1.19-1.65	PINK
22	34083-3003	LEFT	TIN	22			
22	34081-2005	RIGHT	GOLD	22			
22	34083-2002	RIGHT	TIN	18/20			
20	34083-2002	RIGHT	TIN	18/20	E-1644-00	1.60-2.10	GREEN
20	34083-3002	LEFT	TIN	18/20			
20	34081-2004	RIGHT	GOLD	18/20			
20	34081-3004	LEFT	GOLD	18/20			
18	34083-2002	RIGHT	TIN	18/20	E-1644-02	2.10-2.50	YELLOW
18	34083-3002	LEFT	TIN	18/20			
18	34081-2004	RIGHT	GOLD	18/20			
18	34081-3004	LEFT	GOLD	18/20			
16	34083-2001	RIGHT	TIN	16	E-1644-02	2.10-2.50	YELLOW
16	34081-2003	LEFT	TIN	16			
16	34081-2003	RIGHT	GOLD	16			
16	34081-3003	LEFT	GOLD	16			

TERMINAL \*PREFERRED\* (SEE NOTE 5 FOR OPTIONAL TERMINALS)

CABLE SEAL (QSR)



342503068	D	BLACK	NONE	N/A	150-S-003-L-D02	SALEABLE
342503052	D	GREY		N/A	150-S-003-L-D02	SALEABLE
342503051	C	BROWN		N/A	150-S-003-L-C02	SALEABLE
342503081	B	GREY		150-S-003-L-B01	N/A	SALEABLE
342503077	A	BLACK		150-S-003-L-A01	N/A	DESIGN CONCEPT ONLY
342503066	B	BLACK		150-S-003-L-B01	N/A	SALEABLE
342503086	D	GREY		N/A	150-S-003-L-D02	SALEABLE
342503036	C	BROWN		N/A	150-S-003-L-C02	SALEABLE
342503002	B	GREY	YES	150-S-003-L-B01	N/A	SALEABLE
342503001	A	BLACK		150-S-003-L-A01	N/A	DESIGN CONCEPT ONLY
342503065	B	BLACK		150-S-003-L-B01	N/A	SALEABLE
342500052	D	GREY		N/A	150-S-003-L-D02	SALEABLE
342500051	C	BROWN		N/A	150-S-003-L-C02	SALEABLE
342500050	B	GREY		N/A	150-S-003-L-B02	DESIGN CONCEPT ONLY
342500049	A	BLACK		N/A	150-S-003-L-A02	DESIGN CONCEPT ONLY
342500036	D	GREY		N/A	150-S-003-L-D02	SALEABLE
342500035	C	BROWN	YES	N/A	150-S-003-L-C02	SALEABLE
342500034	B	GREY		N/A	150-S-003-L-B02	DESIGN CONCEPT ONLY
342500033	A	BLACK		N/A	150-S-003-L-A02	DESIGN CONCEPT ONLY
342500020	D	GREEN		150-S-003-L-D01	N/A	DESIGN CONCEPT ONLY
342500019	C	BROWN		150-S-003-L-C01	N/A	DESIGN CONCEPT ONLY
342500018	B	GREY	NONE	150-S-003-L-B01	N/A	SALEABLE
342500017	A	BLACK		150-S-003-L-A01	N/A	DESIGN CONCEPT ONLY
342500004	D	GREEN		150-S-003-L-D01	N/A	DESIGN CONCEPT ONLY
342500003	C	BROWN	YES	150-S-003-L-C01	N/A	DESIGN CONCEPT ONLY
342500002	B	GREY		150-S-003-L-B01	N/A	SALEABLE
342500001	A	BLACK		150-S-003-L-A01	N/A	DESIGN CONCEPT ONLY

OPTIONAL LATCH	STANDARD	STANDARD	STANDARD	LATCH STYLE	KEY OPTION	ISO COLOR	CPA	HATES W/ USCAR DUAL KEY	HATES W/ USCAR SINGLE KEY	STATUS
----------------	----------	----------	----------	-------------	------------	-----------	-----	-------------------------	---------------------------	--------

- UNLESS OTHERWISE SPECIFIED:
- PART CONFORMS TO SAE/USCAR-2 REV. 4 (05/04), EXCEPT AS FOLLOWS:
  - DESIGNED TO MATE WITH DEVICE CONNECTION AS SPECIFIED IN USCAR/EWCAP DRAWING NO 150-S-003-1-202, ALL OPTION A-D, REV. 4, DATED 10/19/99, ALSO WITH THE DEVICE CONNECTION AS SPECIFIED IN USCAR/EWCAP DRAWING NO 150-S-003-1-201, ALL OPTION A-D, REV. D, DATED 10/15/02.
  - ASSEMBLY SHIPPED WITH TPA IN PRE-LOCK POSITION (SEE SECTION A-A PRELOCK). UPON FULL TERMINAL ASSEMBLY, TPA MUST BE SNAPPED INTO ITS FINAL LOCK POSITION AFTER TERMINALS ARE ASSEMBLED.
  - OPTIONAL CPA SHOWN IN ALL VIEWS. SEE TABLE FOR SPECIFIC ASSEMBLY OPTION AND NUMBER.
  - FOR PREFERRED TERMINALS SEE MOLEX DRAWING SD-34083-002 FOR OPTIONAL TERMINALS SEE MOLEX DRAWING SD-34083-001

ITEM	DESCRIPTION	COLOR	MOLEX P/N	RECYCLE CODE
1	RECEPTACLE HOUSING	SEE CHART	SEE CHART	PPE/PA GF10
2	TPA	NATURAL	342520001	PBT-GF30
3	CPA	RED	340660001	PBT-GF30
4	PERIMETER SEAL	BLUE	342530001	SILICON 50 DUROMETER

<b>ENTER DESCRIPTION</b> EC NO: 2010/03/16 DRAWING REF: THIS DATE: 2003/09/03 L.P.L.M CHECKED BY: DATE APPROVED BY: DATE MATERIAL NO: SEE CHART DISCLOSURE NO: SD-34250-002 SHEET NO: 1 OF 1 THIS DRAWING CONTAINS INFORMATION THAT IS PROPRIETARY TO MOLEX INCORPORATED AND SHOULD NOT BE USED WITHOUT WRITTEN PERMISSION	<b>QUALITY SYMBOLS</b> ▽=0 ▽=0	<b>GENERAL TOLERANCES (UNLESS SPECIFIED)</b> mm INCH 4 PLACES ± --- ± --- 3 PLACES ± --- ± --- 2 PLACES ± 0.10 ± --- 1 PLACE ± 0.3 ± --- ANGULAR ± 3°	<b>DIMENSION STYLE</b> MM ONLY DRAWN BY: DATE L.P.L.M 2003/09/03 CHECKED BY: DATE APPROVED BY: DATE	<b>SCALE</b> 2:1 <b>DESIGN UNITS</b> METRIC <b>THIRD ANGLE PROJECTION</b>
	<b>RECEPTACLE ASSEMBLY</b> <b>3-WAY USCAR CONNECTOR</b> <b>15MM CABLE SEAL</b> <b>MOLEX INCORPORATED</b>			
	<b>DRAFT WHERE APPLICABLE MUST REMAIN WITHIN DIMENSIONS</b>			
	THIS DRAWING CONTAINS INFORMATION THAT IS PROPRIETARY TO MOLEX INCORPORATED AND SHOULD NOT BE USED WITHOUT WRITTEN PERMISSION			