

**PLEASE CHECK WWW.MOLEX.COM FOR LATEST PART INFORMATION**

**Part Number:** [0873401223](#)  
**Status:** **Active**  
**Description:** 2.00mm (.079") Pitch Milli-Grid™ Receptacle, Surface Mount (Very Low Profile), Top Entry, with Locating Pegs, 0.76µm (30µ") Gold (Au) Plating, 12 Circuits, Lead-free, Tube

**Documents:**

[3D Model](#) [Product Specification PS-87340 \(PDF\)](#)  
[Drawing \(PDF\)](#) [RoHS Certificate of Compliance \(PDF\)](#)

**Agency Certification**

CSA LR19980  
 UL E29179

**General**

Product Family PCB Receptacles  
 Series [87340](#)  
 Application Board-to-Board  
 Product Literature Order No 987650-1991  
 Product Name Milli-Grid™

**Physical**

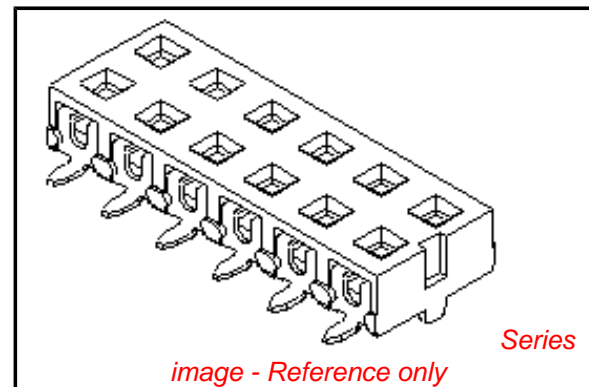
Circuits (Loaded) 12  
 Color - Resin Black  
 Durability (mating cycles max) 25  
 Flammability 94V-0  
 Glow-Wire Compliant No  
 Lock to Mating Part Yes  
 Material - Metal Phosphor Bronze  
 Material - Plating Mating Gold  
 Material - Plating Termination Tin  
 Material - Resin High Temperature Thermoplastic  
 Number of Rows 2  
 Orientation Vertical  
 PCB Locator Yes  
 PCB Retention None  
 PCB Thickness Recommended (mm) 0.80 mm  
 Packaging Type Tube  
 Pitch - Mating Interface (in) 0.079 In  
 Pitch - Mating Interface (mm) 2.00 mm  
 Plating min: Mating (µin) 30  
 Plating min: Mating (µm) 0.76  
 Plating min: Termination (µin) 76  
 Plating min: Termination (µm) 1.9  
 Polarized to Mating Part No  
 Polarized to PCB No  
 Surface Mount Compatible (SMC) N/A  
 Temperature Range - Operating -55°C to +105°C  
 Termination Interface: Style Surface Mount

**Electrical**

Current - Maximum per Contact 1A  
 Voltage - Maximum 125V

**Solder Process Data**

Lead-free Process Capability Reflow Capable (SMT only)  
 Process Temperature max. C 260



**EU RoHS**

**ELV and RoHS Compliant**  
**REACH SVHC Contains SVHC: No**  
**Halogen-Free Status**  
**Not Reviewed**

**China RoHS**



**Need more information on product environmental compliance?**

Email [productcompliance@molex.com](mailto:productcompliance@molex.com)  
 For a multiple part number RoHS Certificate of Compliance, [click here](#)

Please visit the [Contact Us](#) section for any non-product compliance questions.

**Search Parts in this Series**

[87340Series](#)

**Mates With**

[87759](#) Vertical, Surface Mount, Stackable PCB Headers, [87760](#) Right Angle, Through Hole, Stackable PCB Headers, [87758](#) Vertical, Through Hole, Stackable PCB Headers

**Material Info**

**Reference - Drawing Numbers**

Product Specification

Sales Drawing

PS-87340

SD-87340-\*\*01

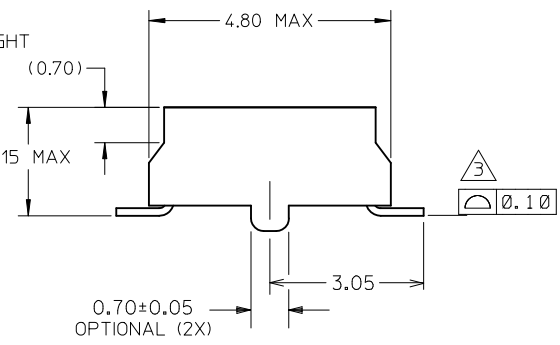
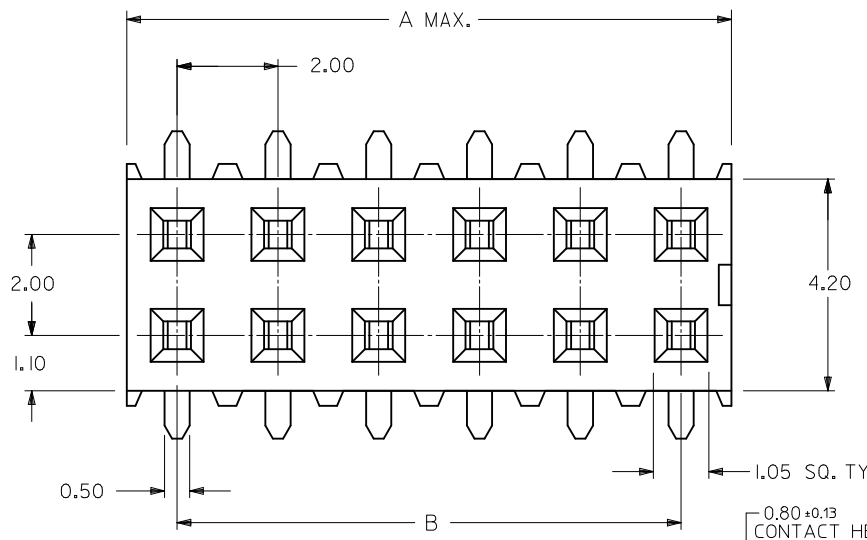
This document was generated on 05/03/2010

**PLEASE CHECK [WWW.MOLEX.COM](http://WWW.MOLEX.COM) FOR LATEST PART INFORMATION**

10 9 8 7 6 5 4 3 2 1

PART NO. IN TUBE	CKT. SIZE	DIM. B	DIM. A
87340-04**	4	2.00	4.00
87340-06**	6	4.00	6.00
87340-08**	8	6.00	8.00
87340-10**	10	8.00	10.00
87340-12**	12	10.00	12.00
87340-14**	14	12.00	14.00
87340-16**	16	14.00	16.00
87340-18**	18	16.00	18.00
87340-20**	20	18.00	20.00

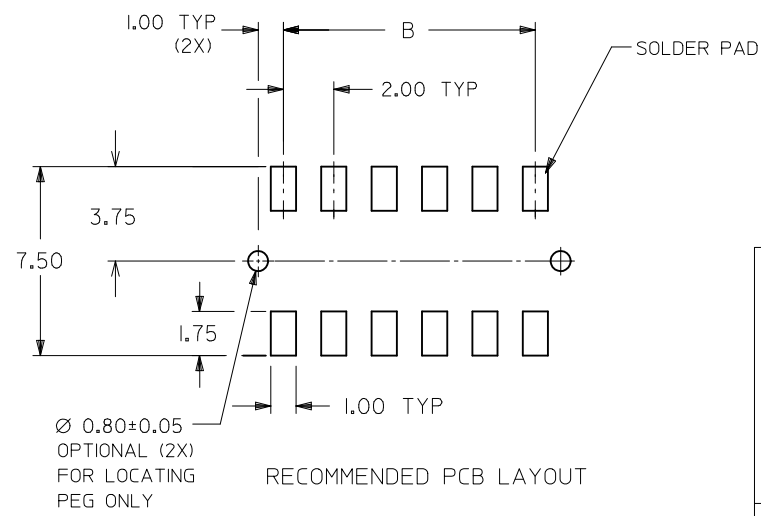
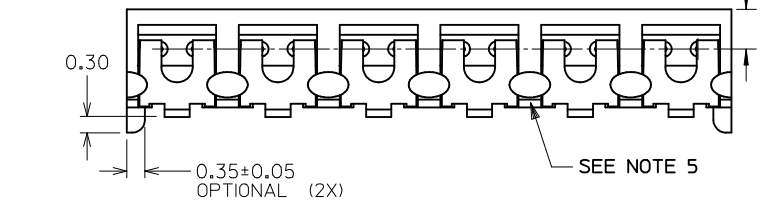
- NOTES:
- 12 CIRCUIT SIZE SHOWN FOR ILLUSTRATION ONLY. SEE CHART FOR AVAILABLE PART SIZES.
  - PLATING FINISH:
    - 3 & 8 - 0.76um/30uin MIN. GOLD IN CONTACT AREA  
1.90um/75uin MIN. TIN IN SOLDER TAIL AREA  
BOTH OVER 1.30um/50uin MIN. NICKEL OVERALL
    - 4 & 9 - 0.38um/15uin MIN. GOLD IN CONTACT AREA  
1.90um/75uin MIN. TIN IN SOLDER TAIL AREA  
BOTH OVER 1.30um/50uin MIN. NICKEL OVERALL
  - COPLANARITY OF SOLDER TAIL IS TO BE MEASURED BY RESTING THE PART ON A FLAT GAUGE SURFACE.
  - PRODUCT SPECIFICATION PS-87340 APPLIES.
  - THIS AREA OF PART TO BE HEAT STAKED TO RETAIN CONTACTS.
  - PART IS MATEABLE TO ALL MILLI-GRID HEADERS WITH MINIMUM PIN LENGTHS OF 1.90mm FOR TOP ENTRY.



PART NO. LEGEND

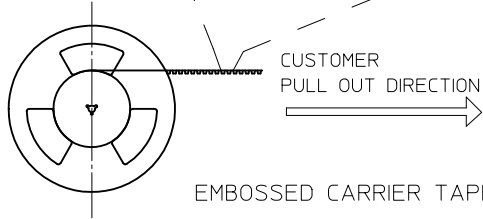
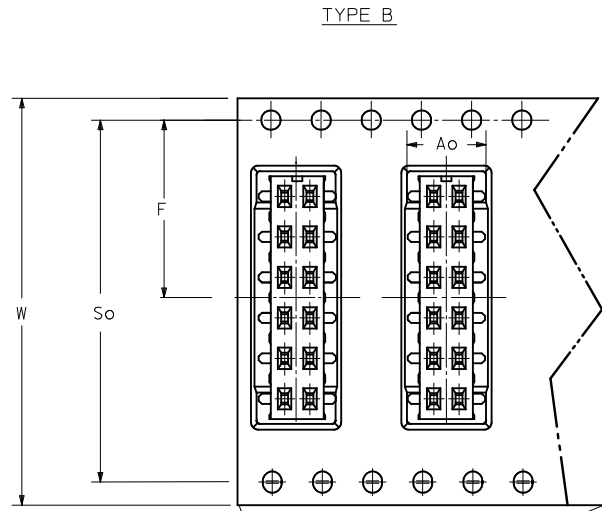
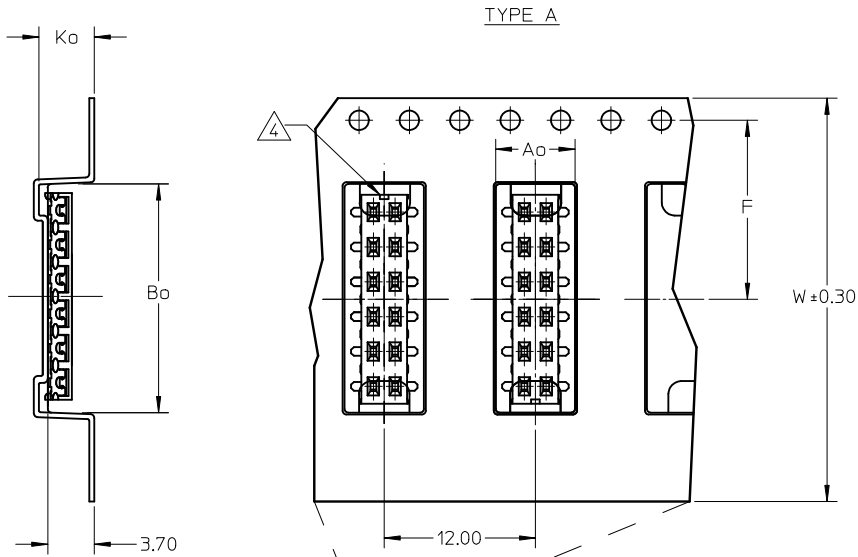
- 87340 - \* \* \* \* \*
- CIRCUIT SIZE
- PACKAGING & PLATING
- 3 - (TUBE WITH 0.76um MIN GOLD)
  - 4 - (TUBE WITH 0.38um MIN GOLD)
  - 8 - (T&R WITH 0.76um MIN GOLD)
  - 9 - (T&R WITH 0.38um MIN GOLD)

- 1 - WITHOUT LOCATING PEGS (HOUSING - BLACK)
- 2 - WITH LOCATING PEGS (HOUSING - BLACK)
- 5 - WITHOUT LOCATING PEGS (HOUSING - NATURAL)
- 6 - WITH LOCATING PEGS (HOUSING - NATURAL)

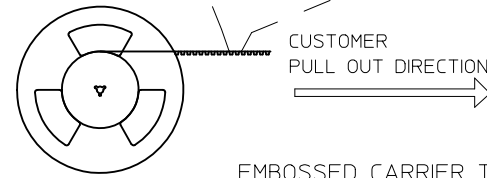


ADD T&R OPTION	EC NO: S2010-0879	DRWN:SKANG	CHKD:ATSEE	APPR:MLONG	REV	DESCRIPTION	QUALITY SYMBOLS		GENERAL TOLERANCES (UNLESS SPECIFIED)		DIMENSION STYLE		SCALE	DESIGN UNITS	THIRD ANGLE PROJECTION	
							mm	INCH	MM ONLY	NTS	METRIC	DATE	TITLE			
L4	2010/04/22	2010/04/22	2010/04/26	2010/04/27			$\nabla_A=0$	4 PLACES	± ---	± ---	DRAWN BY	DATE	TITLE			
							$\nabla_C=0$	3 PLACES	± ---	± ---	JKACHL I	1991/07/02	MGRID			
							$\nabla_P=0$	2 PLACES	± 0.20	± ---	CHECKED BY	DATE	VLPR II, 2MM DUAL ROW			
								1 PLACE	± ---	± ---	JNG	1991/07/09	TOP ENTRY RECEPT., SMT			
											APPROVED BY	DATE	MOLEX INCORPORATED			
											MLONG	2009/11/24	MOLEX INCORPORATED			
											MATERIAL NO.	DOCUMENT NO.	SD-87340-**-01			
											SEE TABLE					
											SIZE					
											A3					
											THIS DRAWING CONTAINS INFORMATION THAT IS PROPRIETARY TO MOLEX INCORPORATED AND SHOULD NOT BE USED WITHOUT WRITTEN PERMISSION					

9 8 7 6 5 4 3 2 1



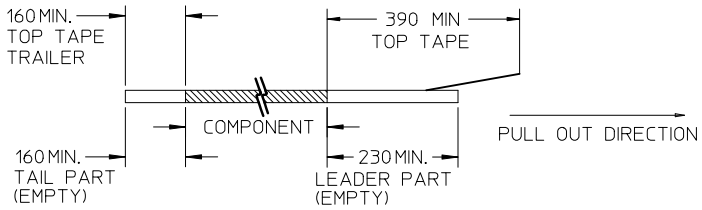
EMBOSSED CARRIER TAPE WITH DIMENSIONS



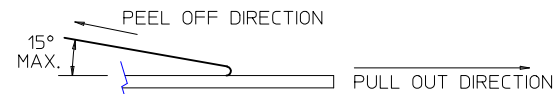
EMBOSSED CARRIER TAPE WITH DIMENSIONS

NOTES:

1. LEADER AND TRAILER TAPE



2. PEELING OFF FORCE OF THE TOP TAPE: 20-80gf. (PEELING DIRECTION AS SHOWN IN FOLLOWING FIGURE)



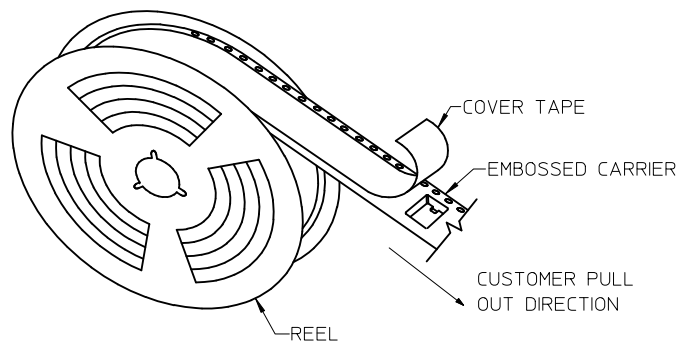
3. PACKAGING STANDARD IS AS PER EIA-481.

4. NO FIX ORIENTATION OF ASSEMBLY PART IN T&R.

5. TAPE & REEL QUANTITY : TBA

ADD T&R OPTION EC NO: S2010-0879 DRWN:SKANG CHKD:ATSEE APPR:MLONG	2010/04/22 2010/04/26 2010/04/27	DESCRIPTION L4	QUALITY SYMBOLS	GENERAL TOLERANCES (UNLESS SPECIFIED)	DIMENSION STYLE	SCALE	DESIGN UNITS	THIRD ANGLE PROJECTION
			$F_{\Delta} = 0$ $F_{\sigma} = 0$ $F_{\beta} = 0$	mm    INCH 4 PLACES ± --- ± --- 3 PLACES ± --- ± --- 2 PLACES ± 0.20 ± --- 1 PLACE ± --- ± --- ANGULAR ± 3 °	MM ONLY	NTS	METRIC	MGRID VLPR II, 2MM DUAL ROW TOP ENTRY RECEPT., SMT MOLEX INCORPORATED
			DRAWN BY: JKACHL I CHECKED BY: JNG APPROVED BY: MLONG	DATE: 1991/07/02 DATE: 1991/07/09 DATE: 2009/11/24	TITLE	DOCUMENT NO.		
			DRAFT WHERE APPLICABLE MUST REMAIN WITHIN DIMENSIONS	SEE TABLE	SD-87340-**-01	SHEET NO. 2 OF 3		

PART NO. IN TUBE	PART NO. TAPE/REEL	CKT SIZE	Ao	Bo	F	W	Ko	So
87340-1014	87340-1019	10	6.70	10.40	11.50	24.00	5.30	-
87340-1613	87340-1618	16	6.60	16.30	11.50	24.00	4.40	-
87340-1424	87340-1429	14	6.60	14.40	11.50	24.00	4.40	-
87340-1813	87340-1818	18	6.60	18.40	14.20	32.00	4.40	28.40
87340-1814	87340-1819	18	6.60	18.40	14.20	32.00	4.40	28.40
87340-2024	87340-2029	20	6.60	20.30	20.20	44.00	5.40	40.40



TAPE AND REEL ASSEMBLY SHOWN IS FOR ILLUSTRATION ONLY.

<b>ADD T&amp;R OPTION</b> EC NO: S2010-0879 DRWN:SKANG 2010/04/22 CHKD:ATSEE 2010/04/26 APPR:MLONG 2010/04/27	QUALITY SYMBOLS $F_A=0$ $F_C=0$ $F_P=0$	GENERAL TOLERANCES (UNLESS SPECIFIED) <table border="1"> <thead> <tr> <th></th> <th>mm</th> <th>INCH</th> </tr> </thead> <tbody> <tr> <td>4 PLACES</td> <td>± ---</td> <td>± ---</td> </tr> <tr> <td>3 PLACES</td> <td>± ---</td> <td>± ---</td> </tr> <tr> <td>2 PLACES</td> <td>± 0.20</td> <td>± ---</td> </tr> <tr> <td>1 PLACE</td> <td>± ---</td> <td>± ---</td> </tr> </tbody> </table>		mm	INCH	4 PLACES	± ---	± ---	3 PLACES	± ---	± ---	2 PLACES	± 0.20	± ---	1 PLACE	± ---	± ---	DIMENSION STYLE <b>MM ONLY</b>	SCALE <b>NTS</b>	DESIGN UNITS <b>METRIC</b>	THIRD ANGLE PROJECTION
		mm	INCH																		
	4 PLACES	± ---	± ---																		
	3 PLACES	± ---	± ---																		
2 PLACES	± 0.20	± ---																			
1 PLACE	± ---	± ---																			
		DRAWN BY JKACHL I	DATE 1991/07/02	TITLE <b>MGRID          VLPR II, 2MM DUAL ROW          TOP ENTRY RECEPT., SMT</b>																	
		CHECKED BY JNG	DATE 1991/07/09	<b>MOLEX</b> MOLEX INCORPORATED																	
		APPROVED BY MLONG	DATE 2009/11/24	MATERIAL NO. <b>SEE TABLE</b>	DOCUMENT NO. <b>SD-87340-**-01</b>	SHEET NO. <b>3 OF 3</b>															

DRAFT WHERE APPLICABLE  
MUST REMAIN  
WITHIN DIMENSIONS

SIZE  
A3

THIS DRAWING CONTAINS INFORMATION THAT IS PROPRIETARY TO MOLEX INCORPORATED AND SHOULD NOT BE USED WITHOUT WRITTEN PERMISSION