



Spec. No.	PS-ND-08090403
Rev.	A

PRODUCT SPECIFICATION

Model No : CSM-88261SG

Descriptions:
<ul style="list-style-type: none"> • 2.3 Inch 8X8 Dot-Matrix Display • Dot Pitch 7.62mm • CSM-58261: Column Cathode, Row Anode • Emitting Color: Super Bright Red & Yellow Green



CUSTOMER APPROVED SIGNATURES	APPROVED BY	CHECKED BY	PREPARED BY

CHINA SEMICONDUCTOR CORPORATION
Address:2FL. NO.909,Chung-Cheng Road,
Chung-Ho City Taipei Hsien,Taiwan.

Tel:886-2-2223-9696
Fax:886-2-2223-9377

OPTO PLUS TECHNOLOGIES CO.,LTD
Address:696 Shun jiang Rd.,Ji Shan St.Shaoxing,
ZheJiang,China

Tel:86-0575-8623888
Fax:86-0575-8623112



Model No : CSM-88261SG

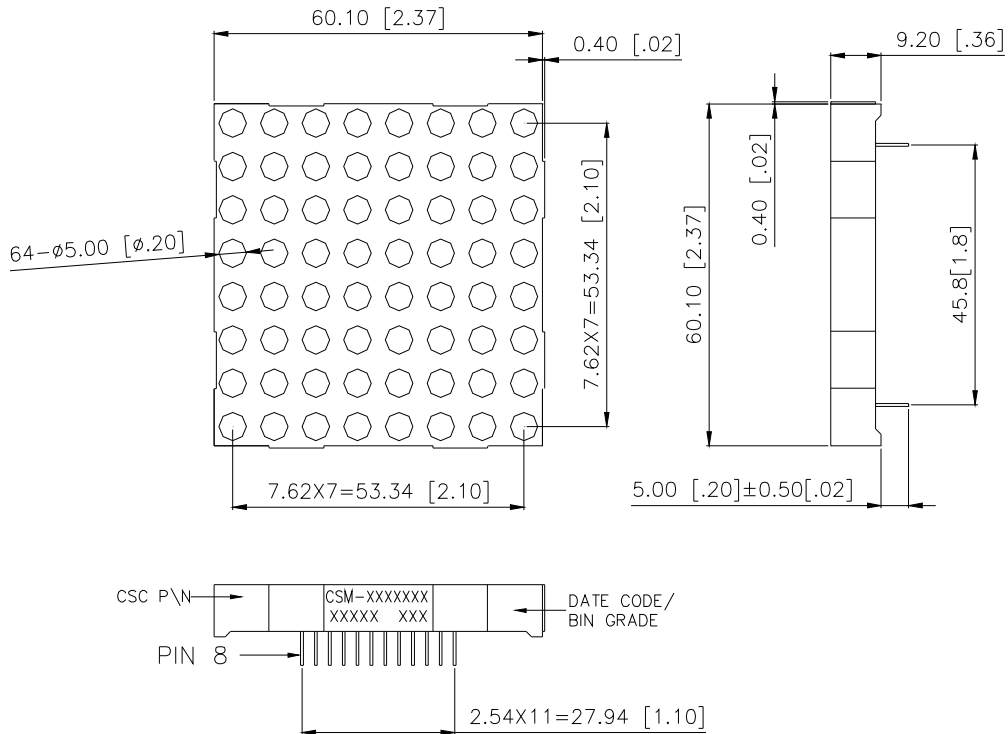
■ Features -

1. 2.3 inch (58.34mm) Matrix height.
2. Case mold type.
3. RoHs compliant.
4. Low power consumption.
5. Easy mounting on P.C. board or socket.

■ Device Selection Guide -

Part No.	Chip		Column	Row
	Material	Emitted Color		
CSM-88261SG	AlGaAs	Super Bright Red	Cathode	Anode
	GaP	Yellow Green		

■ Package Dimensions -



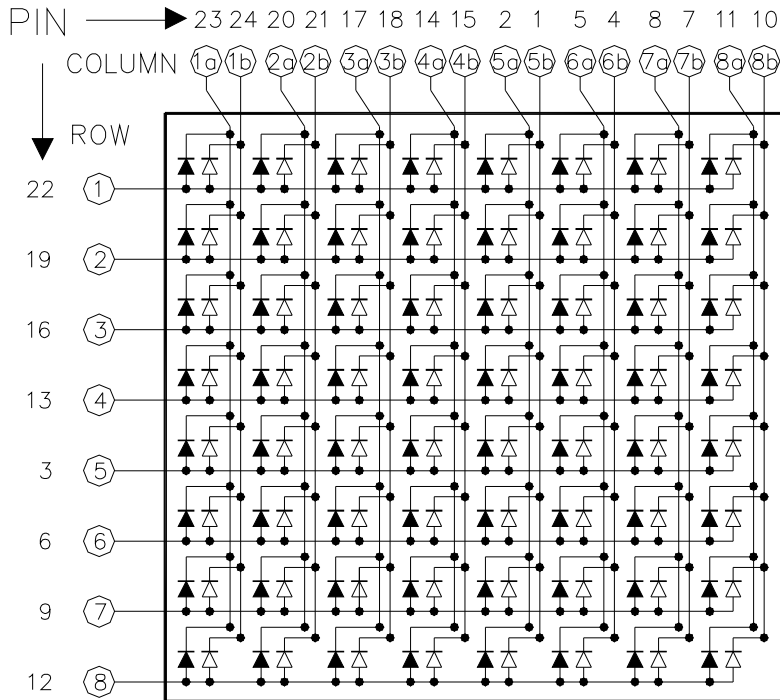
NOTE:

1. All pins are $\phi 0.5$ (.02).
2. Dimensions in millimeters (inch), tolerance is ± 0.25 (.01) unless otherwise noted.



Model No : CSM-88261SG

Internal Circuit Diagrams -



➔ "a" for Super Bright Red color chip

➤ "b" for Yellow Green color chip

Absolute Maximum Rating -

Super Bright Red		(Ta=25°C)	
Parameter	Symbol	Rating	Unit
Power Dissipation Per Dice	PAD	75	mW
Continuous Forward Current Per Dice	IAF	30	mA
Peak Current Per Dice(duty cycle 1/10, 1kHz)	IPF	120	mA
Derating Linear From 25°C Per Dice	-	0.42	mA/°C
Reverse Voltage Per Dice	VR	5	V
Operating Temp.	Topr	-35 ~ +85	°C
Storage Temp.	Tstg	-35 ~ +85	°C
Solder temperature 1/16 inch below seating plane for 3 seconds at 260°C			



Model No : CSM-88261SG

Yellow Green		(Ta=25°C)	
Parameter	Symbol	Rating	Unit
Power Dissipation Per Dice	P_{AD}	70	mW
Continuous Forward Current Per Dice	I_{AF}	25	mA
Peak Current Per Dice(duty cycle 1/10, 1kHz)	I_{PF}	90	mA
Derating Linear From 25°C Per Dice	-	0.33	mA/°C
Reverse Voltage Per Dice	V_R	5	V
Operating Temp.	T_{opr}	-35 ~ +85	°C
Storage Temp.	T_{stg}	-35 ~ +85	°C
Solder temperature 1/16 inch below seating plane for 3 seconds at 260°C			

■ Electro-optical Characteristics -

Super Bright Red		(Ta=25°C)				
Parameter	Symbol	Min.	Typ.	Max.	Unit	Condition
Forward Voltage Per Dot	V_F	-	1.8	2.5	V	I _F =20mA
Luminous Intensity Per Dot	I_v	-	9	-	mcd	I _F =10mA
Peak Emission Wavelength	λ_p	-	660	-	nm	I _F =20mA
Dominant Wavelength	λ_d	-	644	-	nm	I _F =20mA
Spectrum Radiation Bandwidth	Δ λ	-	20	-	nm	I _F =20mA
Reverse Current	I_R	-	-	100	μA	V _R =5V
Luminous Intensity Matching Ratio	IV-m	-	-	2:1	-	I _p =80mA 1/16Duty

Yellow Green		(Ta=25°C)				
Parameter	Symbol	Min.	Typ.	Max.	Unit	Condition
Forward Voltage Per Dot	V_F	-	2.1	2.8	V	I _F =20mA
Luminous Intensity Per Dot	I_v	-	7	-	mcd	I _F =10mA
Peak Emission Wavelength	λ_p	-	568	-	nm	I _F =20mA
Dominant Wavelength	λ_d	-	572	-	nm	I _F =20mA
Spectrum Radiation Bandwidth	Δ λ	-	30	-	nm	I _F =20mA
Reverse Current	I_R	-	-	100	μA	V _R =5V
Luminous Intensity Matching Ratio	IV-m	-	-	2:1	-	I _p =80mA 1/16Duty



Model No : CSM-88261SG

Typical Electrical / Optical Characteristics Curves -Super Bright Red

(Ta = 25°C Unless Otherwise Noted)

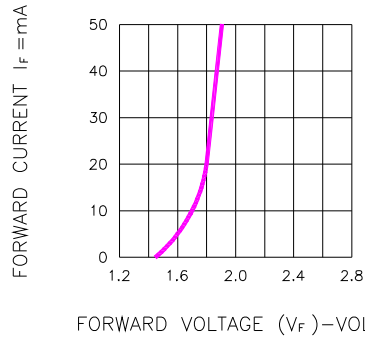


Fig.1 FORWARD CURRENT VS. FORWARD VOLTAGE

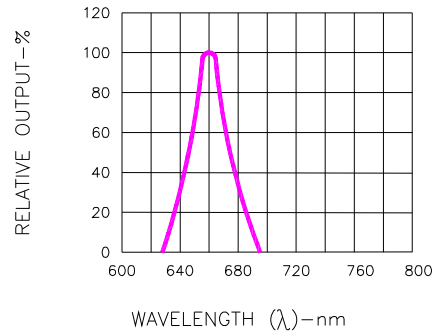


Fig.2 SPECTRAL RESPONSE

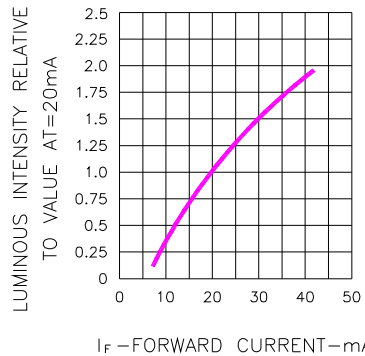


Fig.3 RELATIVE LUMINOUS INTENSITY VS. FORWARD CURRENT

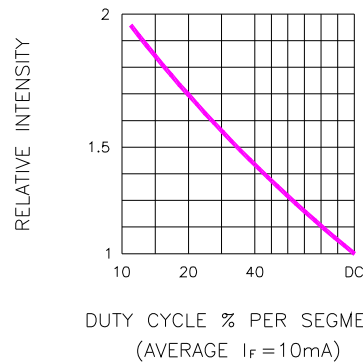


Fig.5 LUMINOUS INTENSITY VS. DUTY CYCLE

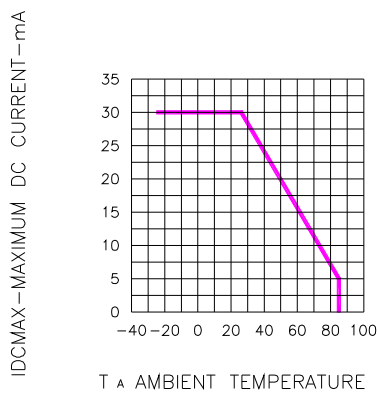


Fig.4 MAXIMUM ALLOWABLE DC CURRENT PER SEGMENT VS. A FUNCTION OF AMBIENT TEMPERATURE

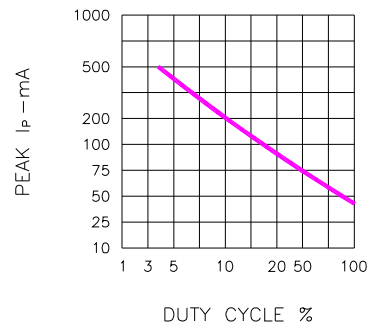


Fig.6 MAX PEAK CURRENT VS. DUTY CYCLE % (REFRESH RATE f=1 KHz)



Model No: CSM-88261SG

Yellow Green

($T_a = 25^\circ\text{C}$ Unless Otherwise Noted)

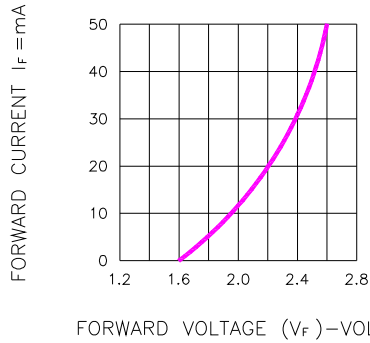


Fig.1 FORWARD CURRENT VS. FORWARD VOLTAGE

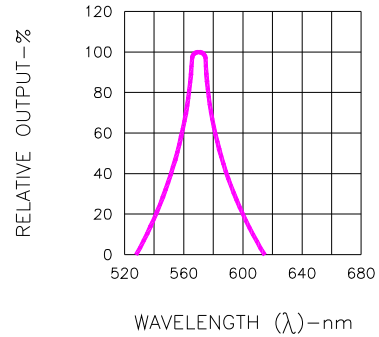


Fig.2 SPECTRAL RESPONSE

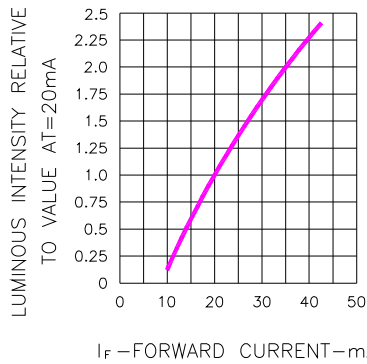


Fig.3 RELATIVE LUMINOUS INTENSITY VS. FORWARD CURRENT

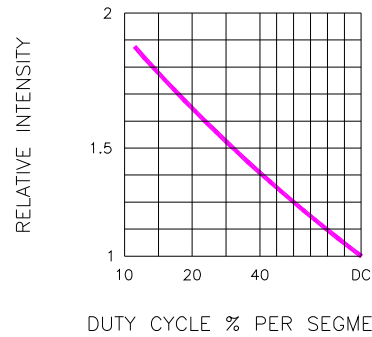


Fig.5 LUMINOUS INTENSITY VS. DUTY CYCLE

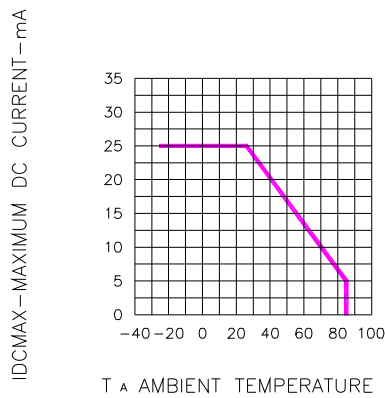


Fig.4 MAXIMUM ALLOWABLE DC CURRENT PER SEGMENT VS. A FUNCTION OF AMBIENT TEMPERATURE

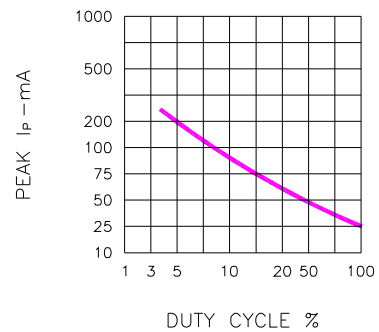


Fig.6 MAX PEAK CURRENT VS. DUTY CYCLE % (REFRESH RATE $f=1\text{ kHz}$)

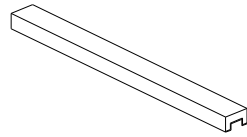


Spec. No.	PS-ND-08090403
Rev.	A

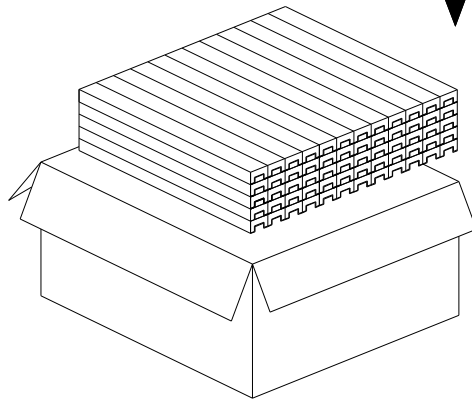
Model No: CSM-88261SG

■ Package Dimensions

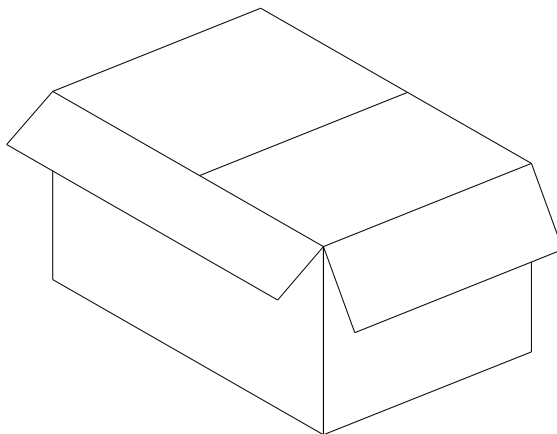
Dot-Matrix Display
Dice Code
CSM-88261XX



12 Pcs Per Tube



16 Tubes Per Inner Box
Total Q'TY: 192 Pcs



2 Inner Boxes Per Carton.

Total Q'TY: 384 Pcs

Carton Size:

L540*W485*H305.5 mm

Note: The specifications are subject to change without notice. Please contact us for updated informatio