

PLEASE CHECK WWW.MOLEX.COM FOR LATEST PART INFORMATION

Part Number: **0749920000**
Status: **Active**
Overview: hdm
Description: 2.00mm (.079") Pitch HDM® Board-to-Board Backplane Header, Vertical, Pressfit Tail, Double End, 72 Circuits

Documents:

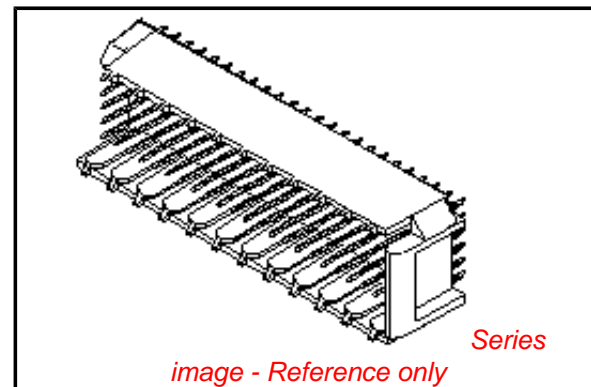
[Drawing \(PDF\)](#) [RoHS Certificate of Compliance \(PDF\)](#)
[Product Specification PS-73670-9999 \(PDF\)](#)

General

Product Family	Backplane Connectors
Series	<u>74993</u>
Application	Backplane, Mezzanine
Component Type	PCB Header
Overview	<u>hdm</u>
Product Name	HDM®
Style	N/A

Physical

Circuits (Loaded)	72
Circuits (maximum)	72
Color - Resin	Black
Durability (mating cycles max)	250
First Mate / Last Break	No
Guide to Mating Part	No
Keying to Mating Part	None
Material - Metal	Phosphor Bronze
Material - Plating Mating	Gold
Material - Plating Termination	Gold
Material - Resin	High Temperature Thermoplastic
Number of Columns	12
Number of Pairs	Open Pin Field
Number of Rows	6
Orientation	Vertical
PC Tail Length (in)	0.138 In
PC Tail Length (mm)	3.50 mm
PCB Locator	No
PCB Retention	None
PCB Thickness Recommended (in)	0.062 In, 0.188 In
PCB Thickness Recommended (mm)	1.60 mm, 4.80 mm
Packaging Type	Tube
Pitch - Mating Interface (in)	0.079 In
Pitch - Mating Interface (mm)	2.00 mm
Pitch - Term. Interface (in)	0.079 In
Pitch - Term. Interface (mm)	2.00 mm
Plating min: Mating (µin)	30
Plating min: Mating (µm)	0.75
Plating min: Termination (µin)	2
Plating min: Termination (µm)	0.05
Polarized to PCB	No
Stackable	Yes
Surface Mount Compatible (SMC)	Yes
Temperature Range - Operating	-55°C to +105°C
Termination Interface: Style	Through Hole - Compliant Pin



EU RoHS **China RoHS**

Compliance Status

Not Reviewed

REACH SVHC

Not Reviewed

Halogen-Free

Status

Not Reviewed

Need more information on product environmental compliance?

Email productcompliance@molex.com
 For a multiple part number RoHS Certificate of Compliance, [click here](#)

Please visit the [Contact Us](#) section for any non-product compliance questions.

Search Parts in this Series

74993Series

Application Tooling | FAQ

Tooling specifications and manuals are found by selecting the products below. Crimp Height Specifications are then contained in the Application Tooling Specification document.

Global

Description	Product #
HDM® Backplane	<u>0621001400</u>
Insertion Signal	
Contact Tool	
Extraction Tool	<u>0621001000</u>

Electrical

Current - Maximum per Contact	1A
Data Rate	1.0 Gbps
Real Signals (per 25mm)	75
Shield Type	N/A
Shielded	No
Voltage - Maximum	250V AC

Material Info**Reference - Drawing Numbers**

Application Specification	AS-73642-9998
Packaging Specification	PK-70873-0818
Product Specification	PS-73670-9999
Sales Drawing	SD-74992-001

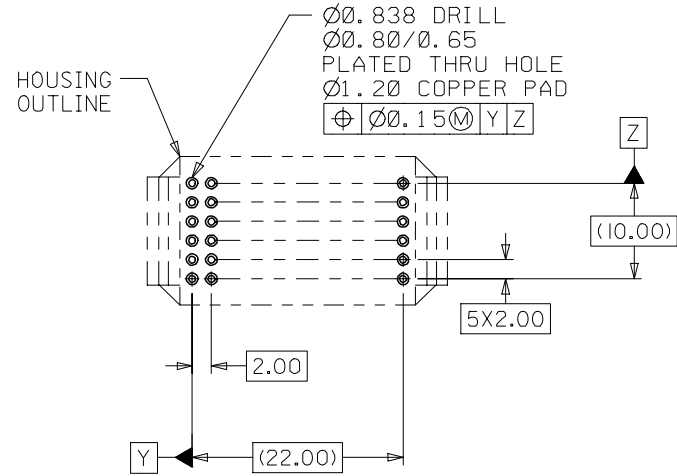
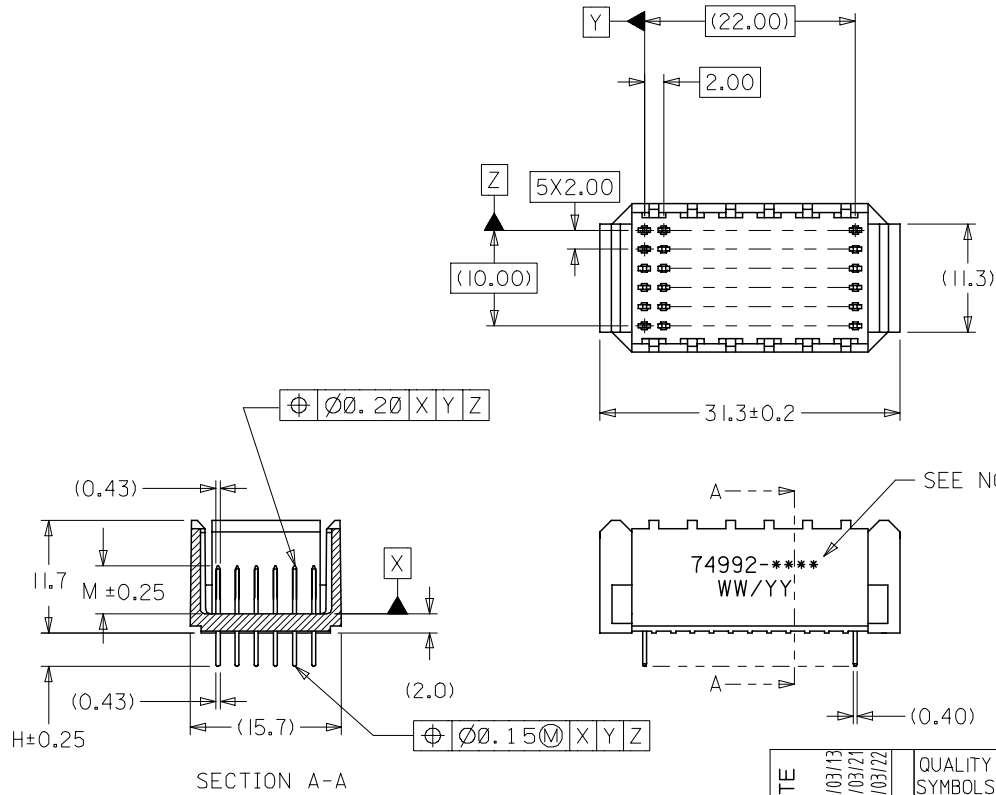
HDM and High Density Metric are trademarks of Amphenol Corporation

This document was generated on 05/17/2010

PLEASE CHECK WWW.MOLEX.COM FOR LATEST PART INFORMATION

NOTES:

1. MATERIALS: HOUSING--LIQUID CRYSTAL POLYMER (LCP), GLASS-FILLED, UL94V-0, COLOR: BLACK, TERMINAL: PHOSPHOR BRONZE.
2. FINISH: SEE SHEET 2.
3. THIS PART CONFORMS TO MOLEX PRODUCT SPECIFICATIONS PS-73670-9999 AND PS-73780-999.
4. PACKAGE PER PK-70873-0818 OR PK-70873-0868.
5. PARTS MARKED WITH PART NUMBER AND DATE CODE, ON EITHER SIDE, APPROXIMATELY WHERE SHOWN.



2	C
1	C
SHT	REV

PCB LAYOUT: COMPONENT SIDE

MODIFY FINISH NOTE EC NO: UCP2007-2259 DRWN:MSIBARRA 2007/03/13 CHKD:BBARKER 2007/03/21 APPR:SMILLER 2007/03/22	QUALITY SYMBOLS	GENERAL TOLERANCES (UNLESS SPECIFIED)	DIMENSION STYLE	SCALE	DESIGN UNITS	THIRD ANGLE PROJECTION																													
	▽=0 ▽=0	<table border="1"> <thead> <tr> <th></th> <th>mm</th> <th>INCH</th> </tr> </thead> <tbody> <tr> <td>4 PLACES</td> <td>± ---</td> <td>± ---</td> </tr> <tr> <td>3 PLACES</td> <td>± ---</td> <td>± ---</td> </tr> <tr> <td>2 PLACES</td> <td>± 0.05</td> <td>± ---</td> </tr> <tr> <td>1 PLACE</td> <td>± 0.10</td> <td>± ---</td> </tr> </tbody> </table>		mm	INCH		4 PLACES	± ---	± ---	3 PLACES	± ---	± ---	2 PLACES	± 0.05	± ---	1 PLACE	± 0.10	± ---	<table border="1"> <thead> <tr> <th>mm ONLY</th> <th>DATE</th> </tr> </thead> <tbody> <tr> <td>DRAWN BY</td> <td>DATE</td> </tr> <tr> <td>JB INGHAM</td> <td>2001/10/08</td> </tr> <tr> <td>CHECKED BY</td> <td>DATE</td> </tr> <tr> <td>SREED</td> <td>2001/10/08</td> </tr> <tr> <td>APPROVED BY</td> <td>DATE</td> </tr> <tr> <td>CBIXLER</td> <td>2001/10/08</td> </tr> </tbody> </table>	mm ONLY	DATE	DRAWN BY	DATE	JB INGHAM	2001/10/08	CHECKED BY	DATE	SREED	2001/10/08	APPROVED BY	DATE	CBIXLER	2001/10/08	2:1 METRIC	TITLE SALES ASSY HDM BACKPLANE DOUBLE END WALL OPTION 72 POSITION
		mm	INCH																																
	4 PLACES	± ---	± ---																																
3 PLACES	± ---	± ---																																	
2 PLACES	± 0.05	± ---																																	
1 PLACE	± 0.10	± ---																																	
mm ONLY	DATE																																		
DRAWN BY	DATE																																		
JB INGHAM	2001/10/08																																		
CHECKED BY	DATE																																		
SREED	2001/10/08																																		
APPROVED BY	DATE																																		
CBIXLER	2001/10/08																																		
DRAFT WHERE APPLICABLE MUST REMAIN WITHIN DIMENSIONS	MATERIAL NO. SEE CHART	MOLEX INCORPORATED DOCUMENT NO. SD-74992-001	SHEET NO. 1 OF 1																																
SIZE B	THIS DRAWING CONTAINS INFORMATION THAT IS PROPRIETARY TO MOLEX INCORPORATED AND SHOULD NOT BE USED WITHOUT WRITTEN PERMISSION																																		

FINISH:
 GOLD FLASH:
 0.75 MICROMETERS MINIMUM SELECTIVE GOLD (Au) IN MATING AREA
 0.05 MICROMETERS MINIMUM GOLD FLASH OVERALL
 NICKEL (Ni) UNDERPLATE OVERALL.
 TIN:
 0.75 MICROMETERS MINIMUM SELECTIVE GOLD (Au) IN MATING AREA
 2.50 MICROMETERS MINIMUM SELECTIVE TIN (Sn) IN TAIL AREA
 NICKEL (Ni) UNDERPLATE OVERALL.
 TIN/LEAD:
 0.75 MICROMETERS MINIMUM SELECTIVE GOLD (Au) IN MATING AREA
 0.38 MICROMETERS MINIMUM SELECTIVE TIN/LEAD (Sn/Pb) IN TAIL AREA
 NICKEL (Ni) UNDERPLATE OVERALL.

MATERIAL NUMBER ASSIGNMENT

CONSULT FACTORY FOR AVAILABLE COMBINATIONS

74992-* * * *

NUMBER	TAIL STYLE
0	PRESSFIT
1	SOLDER
2	SINGLE-END MIDPLANE
3	DOUBLE-END MIDPLANE

NUMBER	DIM "H"
0	3.5
1	3.0
2	2.5
3	2.0
4	7.0
5	11.5

NUMBER	DIM "M"
0	5.0
1	5.5
2	6.0

NUMBER	TAIL PLATING
0	GOLD FLASH
1	TIN
2	TIN/LEAD

MODIFY FINISH EC NO: UCP2007-2259 DRWN:MSIBARRA 2007/03/13 CHKD:BBARKER 2007/03/21 APPR:SMILLER 2007/03/22	DESCRIPTION REV	QUALITY SYMBOLS ▽=0 ▽=0	GENERAL TOLERANCES (UNLESS SPECIFIED)		DIMENSION STYLE MM ONLY		SCALE ---	DESIGN UNITS METRIC	THIRD ANGLE PROJECTION	
		4 PLACES ± --- ± --- 3 PLACES ± --- ± --- 2 PLACES ± --- ± --- 1 PLACE ± --- ± ---	mm INCH	DRAWN BY JB INGHAM	DATE 2001/10/08	TITLE SALES ASSY HDM BACKPLANE DOUBLE END WALL OPTION 72 POSITION				
		ANGULAR ±1/2°		CHECKED BY SREED	DATE 2001/10/08					
		DRAFT WHERE APPLICABLE MUST REMAIN WITHIN DIMENSIONS		APPROVED BY CBIXLER		DATE 2001/10/08	MATERIAL NO. SEE CHART		DOCUMENT NO. SD-74992-001	SHEET NO. 2 OF 2