

IEC Appliance Inlet C14 or C18, Screw-on Mounting, Rear Side, PCB- or Solder Terminal



C14



70 °C

**Description**

- Panel Mount, Screw-on mounting from rear-side
- Appliance Inlet, Pin temperature 70 °C, protection class I or II
- For PCB mounting

Approvals

- VDE License Number: 40012767
- UL License Number: E96454
- CSA License Number: 38456

Other versions on request

- Ground terminal with quick-connect terminal 6,3 x 0,8 mm
- With solder terminals

References

[General Product Information](#)

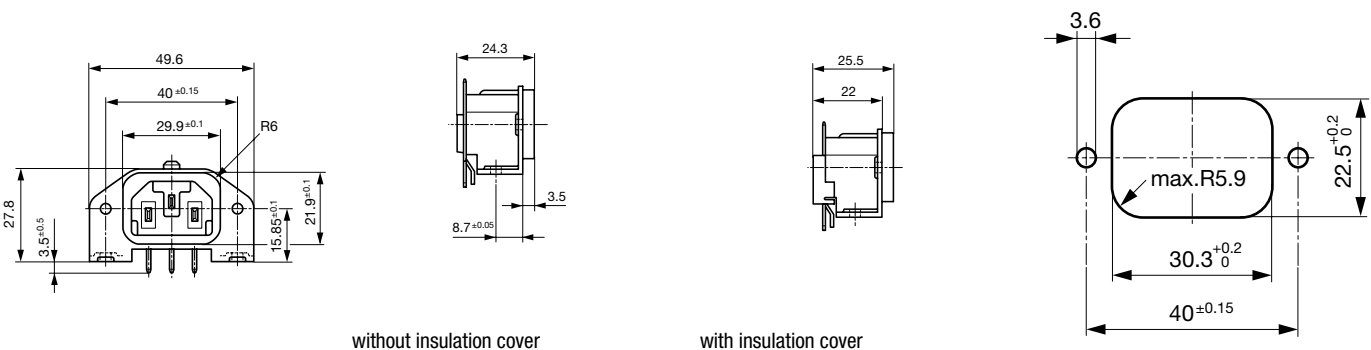
Weblinks

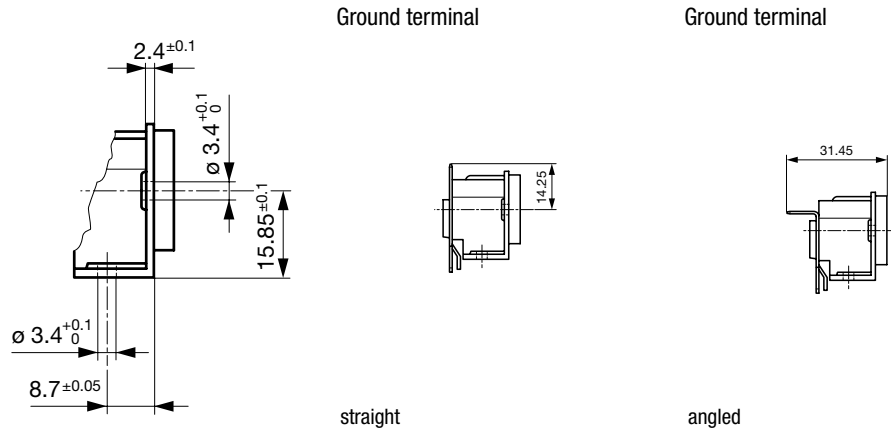
[Approvals](#), [RoHS](#), [CHINA-RoHS](#), [Mating Connectors](#), [Distributor-Stock-Check](#), [Accessories](#)

Technical Data

Ratings IEC	10A / 250VAC; 50Hz
Ratings UL/CSA	15A / 250VAC; 60Hz
Dielectric Strength	> 3kVAC between L-N > 3kVAC between L/N-PE (1 min/50Hz)
Allowable Operation Temp.	-25 °C to 70 °C
Degree of Protection	from front side IP 40 acc. to IEC 60529
Protection Class	Suitable for appliances with protection class 1 or 2 acc. to IEC 61140
Terminal	For PCB mounting ; Ground terminal: Quick connect terminals 4.8 x 0.8 mm angled or straight Solder terminal on request
Panel Thickness s	Screw: max 3 mm Mounting screw torque max 0.5 Nm
Material: Housing	Thermoplastic, black, UL 94V-0

Appliance Inlet	C14 acc. to IEC/EN 60320-1, UL 498, CSA C22.2 no. 42 (for cold conditions) pin-temperature 70 °C, 10A, Protection Class 1 or 2
-----------------	-----------------------------------------------------------------------------------------------------------------------------------

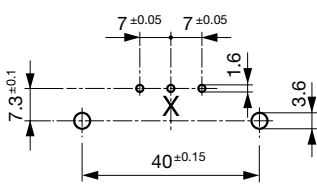
Dimensions



Drilling diagrams

PCB Layout

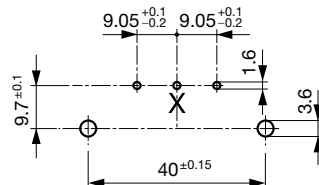
Ground terminal angled



X deleted for protection class II

PCB Layout

Ground terminal straight



X deleted for protection class II

Variants

Protection Class	PCB terminal spacing	Mounting flange with	Ground terminal 4.8 x 0.8 mm	Cover	Order Number
1	7/7.3	holes for screws M3	angled to pin axis		GSP1.9103.1
1	7/7.3	holes for screws M3	angled to pin axis	●	GSP1.9113.1
1	7/7.3	holes for screws M3	straight		GSP1.9101.1
1	7/7.3	holes for self-tapping screws 3mm, 4 screws enclosed	angled to pin axis		GSP1.9503.1
1	7/7.3	pre-inserted nuts M3, 4 pcs.	angled to pin axis		GSP1.9203.1
1	9.05/9.7	holes for screws M3	straight		GSP1.8101.1
1	9.05/9.7	holes for screws M3	straight		GSP1.8401.1
1	9.05/9.7	holes for screws M3	straight	●	GSP1.8111.1
1	9.05/9.7	holes for self-tapping screws 3mm, 4 screws enclosed	straight		GSP1.8501.1
1	9.05/9.7	pre-inserted nuts M3, 4 pcs.	straight		GSP1.8201.1
2	7/7.3	holes for screws M3	-		GSP1.9100.1
2	7/7.3	holes for screws M3	-	●	GSP1.9110.1
2	7/7.3	holes for self-tapping screws 3mm, 4 screws enclosed	-		GSP1.9500.1
2	7/7.3	pre-inserted nuts M3, 4 pcs.	-		GSP1.9200.1
2	9.05/9.7	holes for screws M3	-		GSP1.8100.1
2	9.05/9.7	holes for screws M3	-	●	GSP1.8110.1
2	9.05/9.7	holes for self-tapping screws 3mm, 4 screws enclosed	-		GSP1.8500.1
2	9.05/9.7	pre-inserted nuts M3, 4 pcs.	-		GSP1.8200.1

Packaging unit 50 Pcs

Mating Outlets/Connectors

Category / Description

[Connector Overview complete](#)

IEC Connector C15, Rewireable, Straight	0101
IEC Connector C15A, Rewireable, Straight	0102
IEC Connector C15A, Rewireable, Straight	0102-G
IEC Connector C15A, Rewireable, Angled	0112
IEC Connector C13, Rewireable, Angled	4012
Connector further types to GSP1	...

[Power Cord Overview complete](#)

Power Cord with IEC Connector C13, Angled	0311
Power Cord with IEC Connector C13, Angled	3011
Power Cord with IEC Connector C13, Angled	3012
Power Cord with IEC Connector C13, Angled	3013
Power Cord with IEC Connector C13	3020
Power Cord further types to GSP1	...

[Power Supply or Interconnection Cord Overview complete](#)

Divers Power Supply and Interconnection Cords 10 A	6000.0214
Divers Power Supply and Interconnection Cords 10 A	6000.0224
Divers Power Supply and Interconnection Cords 10 A	6003.0204
Divers Power Supply and Interconnection Cords 10 A	6003.0205
Divers Power Supply and Interconnection Cords 10 A	6003.0215
Power Supply or Interconnection Cord further types to GSP1	...